



BEVERAGE-AIR®

PROJECT: _____
 ITEM # _____ QTY: _____
 MODEL # _____
 AIA # _____ SIS # _____
 APPROVED: _____

MILK COOLERS

Model: SM49HC-W-02

COLD WALL / SINGLE ACCESS

7 YEAR WARRANTY Parts, Labor, and Compressor

CABINET CONSTRUCTION



- White coated steel exterior
- Stainless steel interior
- Stainless steel lids, hinged doors and door latches
- Full electronic control
- Heavy-duty epoxy coated steel wire floor racks standard
- Floor drain is centrally located for easy cleaning and connecting to drain hose with hose adapter
- Flexible compression door gaskets, ensures a tight seal
- Self-latching doors/lids with safety bumpers
- Exterior thermometer
- Cylinder locks
- 4" Heavy-duty plate casters (2 with locks)
- Cold wall milk coolers are designed to hold product temperature during service. Product should be removed at the end of service and moved to long-term, refrigerated storage.



OPTIONS & ACCESSORIES

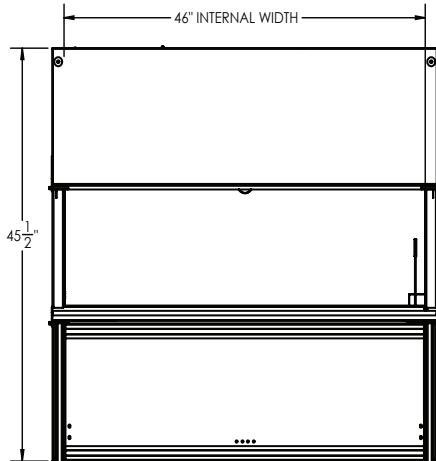
- Corner bumpers
- Cafeteria tray slides
- Graphics

REFRIGERATION SYSTEM

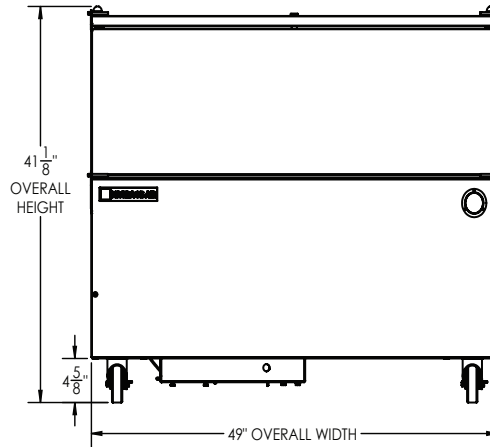
- Uses environmentally friendly, energy efficient R290 refrigerant, and meets all regulatory requirements for CARB, SNAP, DOE & more
- Maintains product temperatures between 36°F to 40°F



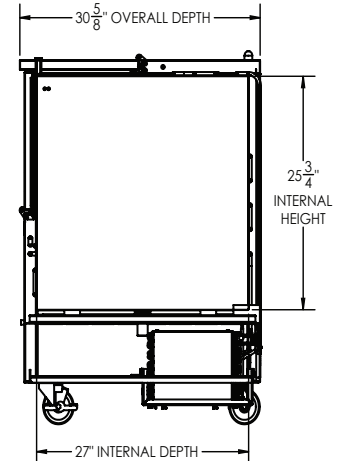
PLAN VIEW



ELEVATION VIEW



SIDE VIEW



EXTERNAL DIMENSIONAL DATA	
Width Overall (in)	49"
Depth Overall (in)	30 5/8"
Height Overall (in)	41 1/8"
Number of Lids	Single Access
Depth with Door open 90° (in)	45 1/2"
INTERNAL DIMENSIONAL DATA	
NET Capacity (cubic ft.)	20.32
Internal Width Overall (in)	46"
Internal Depth Overall (in)	27"
Internal Height Overall (in)	25 3/4"
Case Capacity 13" X 13" X 11"	12
Case Capacity 19" X 13" X 11"	8

*NOTE: Remote units are field wired and come with 6" legs. Refrigerant must be specified at time of order.

We reserve the right to change specifications and product design without notice. Such revisions do not entitle the buyer to corresponding changes, improvements, additions or replacements for previously purchased equipment. Dimensional tolerances +/- 1/4". Metric dimensions (MM).

Required Clearance: 4 3/8" bottom

ELECTRICAL DATA	
Full Load Amps	2.2
Voltage	115/60/1
Nema Plug (8' cord)	5-15P
REFRIGERATION DATA	
Horsepower	1/3
Capacity (BTU/Hr)	1367
Heat Rejection (BTU/Hr)	2050.5
Charge (lbs/grams/ounces)	0.1764 / 80 / 2.82
SHIPPING DATA	
Gross Weight - Crated	338 lbs.
Height - Crated (in)	48"
Width - Crated (in)	52"
Depth - Crated (in)	34"



ELECTRICAL CONNECTION
 115/60/1
 NEMA 5-15P
 Unit pre-wired at factory and include 8' long cord and plug set.