



WJX80X

Pulp Eject Juice Extractor



Pulp Eject Juice Extractor



Optional
Continuous Pulp Chute

MAIN FEATURES

- Heavy-duty centrifugal juice extractor with continuous pulp ejection
- 1.2 HP brushless induction motor
- 3,600 RPM
- 3.15-inch feed-chute opening can fit whole apples and hold a large capacity of fruits and vegetables, reducing prep time for operators
- Large 12-quart pulp container allows for continuous operation
- Ergonomic food pusher for easier grip while juicing
- Stainless steel filter basket and shredder disc expertly designed to optimize yield and save operators money while producing less waste
- Powder-coated die-cast metal housing
- Juicing spout height accommodates a 48 oz. blender jar
- Rotating, no-drip spigot reduces mess
- Safety interlock features
- On/Off switch guard helps to keep switch clean and functioning properly
- Includes cleaning brush
- Purchase the optional continuous pulp chute for all-day juicing and less emptying of the pulp container
- Built for use in smoothie shops, bars, cafés, restaurants, hotels, and health-care establishments
- Limited two-year motor warranty, one-year parts and labor warranty

ELECTRICAL

Voltage: 120

Frequency: 60Hz

Watts: 1000

Amps: 8

Plug Type: NEMA 5-15P ⓘ

Cord Length: 6 feet



SALES FEATURES

Add fresh juice to your menu easily and efficiently with the Waring® Commercial Pulp Eject Juice Extractor. The brushless induction motor gives it the power to quickly and thoroughly juice fruits and vegetables for smoothies and nutritious juices. Designed for continuous use, the machine is perfect for shops that serve fresh juice all day. Compact size and quiet operation make this unit ideal for front-of-house use.



@waringcommercial

©2022 Waring Commercial
314 Ella T. Grasso Avenue, Torrington, CT 06790
Tel. 800-492-7464 • Fax 860-496-9008







waringcommercialproducts.com

WJX80X



Pulp Eject Juice Extractor WJX80X

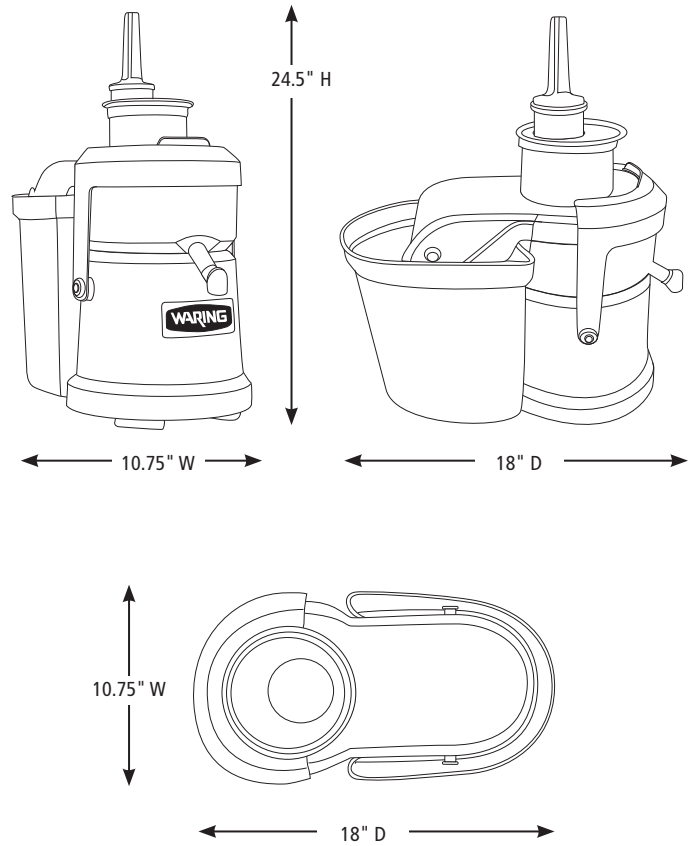
INCLUDED PARTS & ACCESSORIES

-  **WJX80XP** Food Pusher
-  **WJX80XLID** Cover
-  **WJX80XBKT** Removable Filter Basket with Handles
-  **WJX80BA** Bowl Attachment
-  **WJX80BWL** All Stainless Steel Juice Bowl
-  **WJX80SP** Juicing Spout
-  **WJX80BIN** Pulp Container
-  **WJX80CB** Cleaning Brush

OPTIONAL ACCESSORIES

-  **WJX80CHT** Continuous Pulp Chute

DIMENSIONS



Out-of-Box Weight: 27 lb.

ORDERING INFORMATION	#STD. PKG.	GIFTBOX WEIGHT	CUBIC FEET	BOX DIMENSIONS D X W X H	UPC	CASE PKG.	MC WEIGHT	MC DIMENSIONS D X W X H	MBC
WJX80X – Pulp Eject Juice Extractor	1	29.3	4.3	24.625" x 14.375" x 21.125"	040072098499	1	36.6	25.125" x 14.875" x 21.75"	10040072098496



@waringcommercial

©2022 Waring Commercial
314 Ella T. Grasso Avenue, Torrington, CT 06790
Tel. 800-492-7464 • Fax 860-496-9008

waringcommercialproducts.com

22WC081738 / REV 11/22