



## MODELS

KGH-OF-(30, 40, 50, 60, 80, 100)-S

KGH-OF-(30, 40, 50, 60, 80, 100)-R

**GRAB-N-GO  
HIGH PROFILE CASE**

CASE HOLDS 36°F TO 40°F • FORCED AIR REFRIGERATION • OPEN FRONT  
FRONT LOADING • LED LIGHTING IN CANOPY AND UNDER SHELVES  
PULL DOWN NIGHT CURTAIN • CASES CAN BE MULTIPLEXED



Intertek



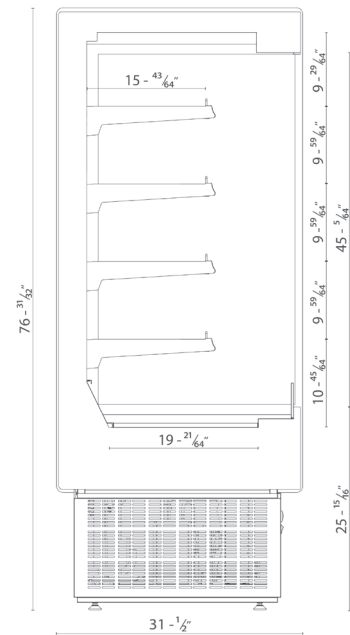
Intertek



AUTODESK®  
REVIT®

SELF CONTAINED	Model	Width (inches)	Capacity Cu.ft	Electrical				Nema Plug	Weight lbs		Crate Size (inches)		
				Compressor		Total Amps 115 V	Total Amps 230 V		No Crate	With Crate	L"	W"	H"
				H.P	F.L.A 115V								
	KGH-OF-30-S	29.2	15.9	3/4	16.0	20.7	N/A	Hard-wired	408	542	32.2	32.5	85.4
	KGH-OF-40-S	41	23.3	1	16.2	26.3	N/A	Hard-wired	463	633	44	32.5	85.4
	KGH-OF-50-S	50.2	29.1	1	16.2	27.0	N/A	Hard-wired	514	728	53.2	32.5	85.4
	KGH-OF-60-S	60.6	35.6	1-1/4	N/A	10.8	9.2	Hard-wired	580	818	63.6	32.5	85.4
	KGH-OF-80-S	78.2	46.6	2 x 1	N/A	11.2	16.4	Hard-wired	752	1049	81.2	32.5	85.4
	KGH-OF-100-S	96.6	58.2	2 x 1	2 x 16.2	2 x 27	N/A	Hard-wired	939	1285	99.6	32.5	85.4

REMOTE	Model	Width (inches)	115 Volts Total Amps	B.T.U	Nema Plug	Weight lbs	
						No Crate	With Crate
						KGH-OF-30-R	29.2
KGH-OF-40-R	41	0.90	6940	Hard-wired	353	523	
KGH-OF-50-R	50.2	1.30	7565	Hard-wired	404	617	
KGH-OF-60-R	60.6	1.36	9383	Hard-wired	463	701	
KGH-OF-80-R	78.2	1.81	13881	Hard-wired	562	860	
KGH-OF-100-R	96.6	2.60	14921	Hard-wired	691	1043	



### STANDARD FEATURES

- Tempered side glass
  - Pull down night curtain
  - CFC free injected foam insulation
  - Silver colored PVC coated steel front panel
  - PVC coated steel gray interior
  - Black steel kick plate
  - Foamed polystyrene black end panels
  - Height adjustable shelves can be tilted
  - Products stop on all shelves
  - Temperature and defrost regulated by a digital controller
  - Removable condensate evaporating pan for easy cleaning on self contained units
  - Slide out condensing unit on self-contained units
  - Digital thermometer
  - Levelling feet
- ### OPTIONAL FEATURES
- Stainless steel interior and / or exterior
  - Other colors available
  - Solid or full view end panels
  - Additional shelves
  - Joining Kit
  - Partition and or / product dividers
  - Price tag molding
  - Condensate evaporating pan for remote cases
  - Casters add 4-3/8" to height
  - Stainless steel legs are adjustable from 5-1/8" to 7-5/8"

Standard Mounting



Levelling Feet

Optional Mounting



Adjustable Legs




Casters


### NOTE

These cases are engineered to operate in locations not exceeding 75°F and 55% R.H. These cases are designed to operate using R404a refrigerant. Alternate refrigerants available by special order. O.A. length includes (2) ends at 1-1/2" each. Ventilation grills at front and back cannot be blocked. B.T.U.'s are calculated at 14°F (evaporator) and 90°F (ambient). Remote cases are provided with an expansion valve and a liquid solenoid for pump down cycle. On remote cases, if no floor drain is provided, a condensate evaporating pan must be ordered and 3.3 or 8.3 amps added to the amp load. Remote cases must be hard wired – no plugs.

### WARRANTY

One year parts and labor with an additional four years on the compressor (part only)

 Tel: 786.600.4687 / Toll Free: 844.218.8477  
Fax: 786.661.4100

 Tel: 514.737.9701 / Toll Free: 888.275.4538  
Fax: 514.342.3854 / toll free: 877.453.8832

