



STAINLESS STEEL  
**DISHTABLES**  
**SOIL STRAIGHT**  
**DTS70 Series**



**Tile Edge Design**



DTS-S70-36L Shown

**FEATURES:**

Tile edge for ease of installation.  
 5" deep sink bowl.  
 Dishtable system consists of SOIL and CLEAN sections.  
 Table is furnished with 10-1/2" splash with a 2" return.

**MATERIAL:**

16 ga. 304 Series Stainless Steel Top.  
 16 ga. 304 Stainless Steel Legs Stainless Steel Legs  
 with Welded Cross Bracing & Stainless Steel Bullet Feet.


**CONSTRUCTION:**

All TIG welded.  
 Welded areas blended to match adjacent surfaces and to a satin finish.  
 Stainless Steel Gussets welded to a stainless steel support channel.

**MECHANICAL:**

Faucet holes in SPLASH punched on 8" centers, faucet not included.  
 Waste drain is 1 1/2" IPS basket type and is included.

**10-1/2" Backsplash  
 with Turndown and  
 includes Wall Clips**



**16 Gauge 304 TOP**  
 16 Ga. Stainless Steel Legs

	<b>STANDARD</b>	<b>Approx. Wt.</b>
36"	<b>DTS-S70-36L or R-X</b>	70 lbs.
48"	<b>DTS-S70-48L or R-X</b>	85 lbs.
60"	<b>DTS-S70-60L or R-X</b>	100 lbs.
72"	<b>DTS-S70-72L or R-X</b>	115 lbs.
84"	<b>DTS-S70-84L or R-X</b>	125 lbs.
96"	<b>DTS-S70-96L or R-X</b>	135 lbs.

<b>ACCESSORIES</b>	<b>Model #</b>	<b>Qty</b>
Faucet		
Wall Shelf		
Undershelf		



**Customer Service Available To Assist You 1-800-645-3166 8:30 am - 7:00 pm E.S.T.**

For Orders & Customer Service:

Email: [customer@advancetabco.com](mailto:customer@advancetabco.com) or Fax: 631-242-6900

For Smart Fabrication™ Quotes:

Email: [smartfab@advancetabco.com](mailto:smartfab@advancetabco.com) or Fax: 631-586-2933

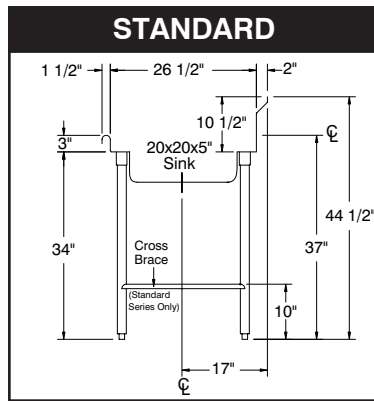
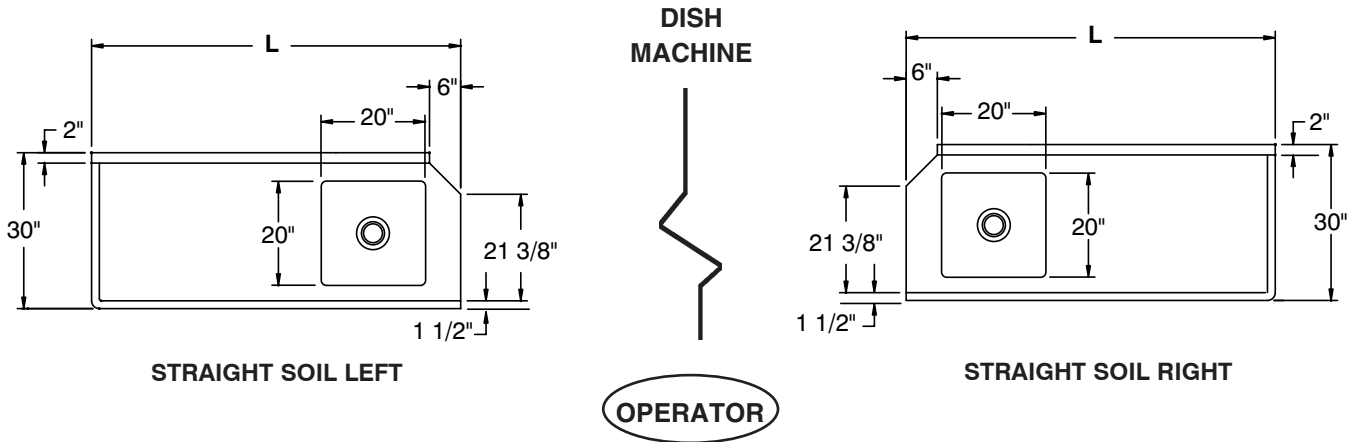
# DIMENSIONS and SPECIFICATIONS

TOL ± .500"

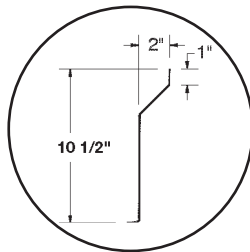
ALL DIMENSIONS ARE TYPICAL

## SEE DISH MACHINE COMPATIBILITY CHART TO ENSURE PROPER FIT

Dish Machine Compatibility Chart can be found on our website at [www.advancetabco.com](http://www.advancetabco.com) under "Product Support"



Splash Detail



Description	STANDARD
<b>Material</b>	<b>16 Ga. 304 Series</b>
<b>1 5/8" Dia. Legs</b>	Stainless Steel
<b>Gussets</b>	Stainless Steel
<b>Bullet Feet (1" adj.)</b>	Stainless Steel
<b>Cross Bracing</b>	Welded
<b>Prerinse Bowl Depth</b>	5"
<b>Prerinse Basket</b>	Optional

