



BEVERAGE-AIR®

Project: _____
Item: _____
Location: _____
Approved: _____

AIA#

SIS#

HORIZON TOP MOUNT REACH-IN HFPS1HC Half-Glass Door Reach-In Freezer Hydrocarbon Series

MODEL:
HFPS1HC-1HG



**7 Year Parts/Labor Warranty
7 Year Compressor Warranty**

CABINET CONSTRUCTION

- Exterior is stainless steel front and sides
- Stainless steel interior
- Full electronic control
- Expansion valve technology
- One piece grille
- LED interior light
- Self-closing doors with 120° stay-open feature, on cam-lift hinges
- Snap-in magnetic gaskets for positive door seal
- Three (3) heavy-duty epoxy coated wire shelves
- 6" Heavy-duty casters, two (2) with brakes
- 8' Cord and plug (see electrical data for details)

OPTIONS & ACCESSORIES

- Tray slide pair, 1 tray slide set for (1) 18" x 26" or (2) 14" x 18" pans (A)
- Stainless steel universal tray slide pair, 1 tray slide set for (1) 18" x 26" or (2) 14" x 18" pans (AC)
- Tray slide kit #4 (19 sets per half section)
- Additional epoxy shelves
- Shelf clips
- Door locks
- Stainless steel breaker
- 6" Legs seismic/flanged
- 3" Casters
- Remote option* (see note on back page)

REFRIGERATION SYSTEM

- Uses environmentally friendly, energy efficient R290 refrigerant, and meets all regulatory requirements for CARB, SNAP, DOE & more
- Hot gas condensate evaporator
- Adaptive Defrost
- Epoxy coated evaporator coil
- Freezer capable of maintaining product temperature down to -10°F

HFPS1HC TOP MOUNT REACH-IN FREEZER



Please verify qualifying units by visiting:
www.energystar.gov/cfs



3779 Champion Blvd., Winston-Salem, NC 27105
1-888-845-9800 Fax: 1-336-245-6453
Beverage-Air.com Sales@bevair.com



BEVERAGE-AIR

MODEL	HFPS1HC-1HG
EXTERNAL DIMENSIONAL DATA	
Width Overall	26"
Depth Overall with Handle	33 ⁵ / ₈ "
Height Overall	85"
Number of Doors	2
Depth with Door Open 90°	55 ¹ / ₈ "
Door Openings (in)	21 ⁵ / ₈ " x 29 ⁵ / ₈ "
INTERNAL DIMENSIONAL DATA	
NET Capacity (cubic ft.)	21.06
Internal Width Overall (in)	22 ⁷ / ₈ "
Internal Depth Overall (in)	26 ¹ / ₈ "
Internal Height Overall (in)	62"
Number of Shelves	3
ELECTRICAL DATA	
Full Load Amperes 115/60/1	11.0
REFRIGERATION DATA	
Horsepower	3/4
Capacity (BTU/Hr)	1927
Heat Rejection (BTU/Hr)	2890.5
Charge (lbs/grams/ounces)	0.2535 / 115 / 4.06
SHIPPING DATA	
Gross Weight - Crated	382 lbs
Height - Crated	88"
Width - Crated	33"
Depth - Crated	41"

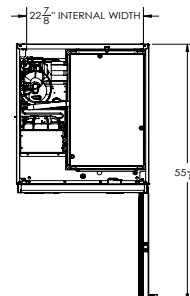
*NOTE: Remote units are field wired and come with 6" legs.
Refrigerant must be specified at time of order.

We reserve the right to change specifications and product design without notice. Such revisions do not entitle the buyer to corresponding changes, improvements, additions or replacements for previously purchased equipment. Dimensional tolerances +/- 1/4". Metric dimensions (MM).

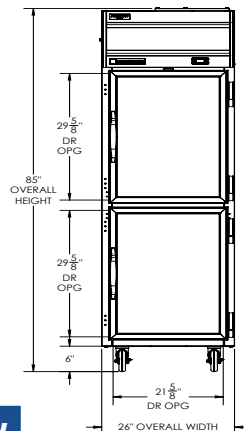
Top Mount Reach-In Freezer Model: HFPS1HC-1HG

Model Views

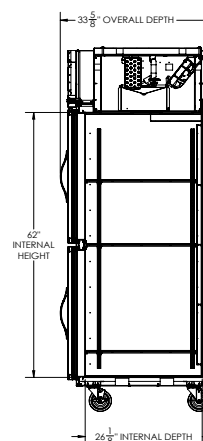
Required Clearance: Top 12", Rear 3", Sides 0"



PLAN VIEW



ELEVATION VIEW



SIDE VIEW

ELECTRICAL CONNECTION



115/60/1
NEMA 5-15P

Unit pre-wired at factory and include 8' long cord and plug set.



3779 Champion Blvd., Winston-Salem, NC 27105 1-888-845-9800 Fax: 1-336-245-6453 Beverage-Air.com Sales@beva.com

