

# CHROME WIRE SHELVING



with  
Optional Casters

Item #: \_\_\_\_\_ Qty #: \_\_\_\_\_  
 Model #: \_\_\_\_\_  
 Project #: \_\_\_\_\_

Shelves Measuring Up To 48" In Length  
 Holds Up To 800 lbs. Distributed Weight  
 Shelves Measuring Over 48" In Length  
 Holds Up To 600 lbs. Distributed Weight

## WIRE SHELVING

### CHROME POSTS WITH ADJUSTABLE FOOT Numbered Posts




### CHROME POSTS

MODEL #	Post Height	Boxed Weight
ECP-14	14"	4 lbs.
ECP-34	34"	8 lbs.
ECP-54	54"	12 lbs.
ECP-64	64"	15 lbs.
ECP-74	74"	17 lbs.
ECP-86	86"	20 lbs.

### CHROME POSTS FOR CASTERS

MODEL #	Post Height	Post Height with Casters	Boxed height
ECPC-14	14"	20"	4 lbs.
ECPC-34	34"	40"	8 lbs.
ECPC-54	54"	60"	12 lbs.
ECPC-64	64"	70"	15 lbs.
ECPC-74	74"	80"	17 lbs.
ECPC-86	86"	92"	20 lbs.

Posts are packed 4 to a box.



### FEATURES:

NSF approved for dry storage and heated environments only.  
 Posts are numbered for easy assembly

### CONSTRUCTION:

Shelves Up To 48" In Length Holds Up To 800 lbs. Distributed Weight.  
 Shelves Over 48" In Length Holds Up To 600 lbs. Distributed Weight.  
 Unit assembles using tapered split sleeves.

For mobile units, 5" swivel Rubber or Poly casters includes set of 4 casters, (2 with brakes) and 4 donut bumpers.

### MATERIAL:

Chrome plated.

MODEL #	Shelf Size	Boxed Weight
EC-1424	14" x 24"	35 lbs.
EC-1430	14" x 30"	41 lbs.
EC-1436	14" x 36"	47 lbs.
EC-1442	14" x 42"	52 lbs.
EC-1448	14" x 48"	58 lbs.
*EC-1460	14" x 60"	38 lbs.
*EC-1472	14" x 72"	45 lbs.
EC-1824	18" x 24"	39 lbs.
EC-1830	18" x 30"	45 lbs.
EC-1836	18" x 36"	51 lbs.
EC-1842	18" x 42"	56 lbs.
EC-1848	18" x 48"	64 lbs.
*EC-1854	18" x 54"	35 lbs.
*EC-1860	18" x 60"	41 lbs.
*EC-1872	18" x 72"	49 lbs.
EC-2124	21" x 24"	41 lbs.
EC-2130	21" x 30"	48 lbs.
EC-2136	21" x 36"	55 lbs.
EC-2142	21" x 42"	63 lbs.
EC-2148	21" x 48"	70 lbs.
*EC-2154	21" x 54"	41 lbs.
*EC-2160	21" x 60"	45 lbs.
*EC-2172	21" x 72"	48 lbs.
EC-2424	24" x 24"	44 lbs.
EC-2430	24" x 30"	51 lbs.
EC-2436	24" x 36"	58 lbs.
EC-2442	24" x 42"	64 lbs.
EC-2448	24" x 48"	72 lbs.
*EC-2454	24" x 54"	41 lbs.
*EC-2460	24" x 60"	47 lbs.
*EC-2472	24" x 72"	55 lbs.

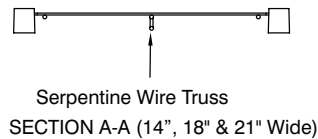
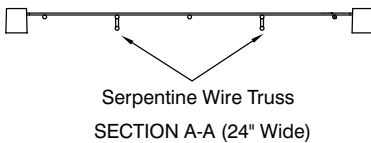
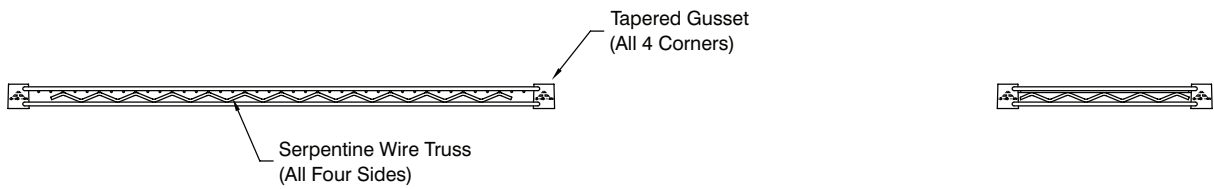
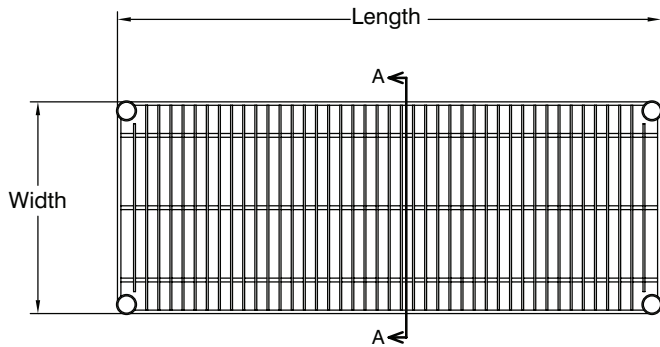

24" to 48" length shelves are packed 4 to a box and  
 \*54", 60" and 72" shelves are packed 2 to a box.

OPTIONAL ACCESSORIES	MODEL #	Qty
5" Rubber Swivel Stem Caster	EC-25	
5" Poly Swivel Stem Caster	EC-26	

# DETAILS and SPECIFICATIONS

TOL ± .500"

ALL DIMENSIONS ARE TYPICAL



REF-S

325 Wireless Boulevard, Hauppauge, NY 11788

ADVANCE TABCO is constantly engaged in a program of improving our products. Therefore, we reserve the right to change specifications without prior notice.

© ADVANCE TABCO, APRIL 2026