



BULLET™



Project _____

Item No. _____

Quantity _____

PERFORMANCE

The TurboChef Bullet oven uses radiant heat, high-speed air impingement, and side-launched microwave to cook food rapidly without compromising quality.

VENTILATION

- UL (KNLZ) listed for ventless operation.†
- EPA 202 test (8 hr):
 - Product: Pepperoni Pizzas
 - Results: 0.13 mg/m³
 - Ventless Requirement: <5.00 mg/m³
- Internal catalytic filtration to limit smoke, grease, and odor emissions.

EXTERIOR CONSTRUCTION

- Stainless steel front, top, and sides
- Stainless steel removable grease collection pan
- Cool-to-touch exterior; all surfaces below 131°F (55°C)
- Ergonomic door handle
- 7-inch capacitive touch screen with tempered glass cover

INTERIOR CONSTRUCTION

- 201 stainless steel
- Fully welded and insulated cook chamber
- Removable cooking surface and lower jetplate

FEATURES

- Simple and intuitive touch controls
- Easy to clean
- Integral recirculating catalytic converter for UL (KNLZ) listed ventless operation
- Variable-speed High h recirculating impingement airflow
- Independent bottom temperature offset
- Smart menu system capable of storing unlimited recipes
- Built-in self-diagnostics for monitoring oven components and performance
- Stackable design (requires stacking kit)
- USB compatible
- Smart voltage sensor technology* (U.S. only)
- Includes plug and cord (6 ft. nominal)
- Warranty – 1 year parts and labor
- Open Kitchen™ ready

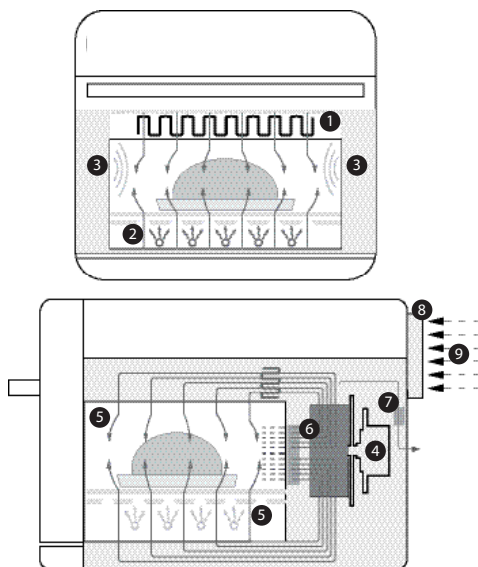
CONNECTIVITY PART NUMBERS

- MDD-1001 - Initial Equipment
- MDD-1002 - Additional Equipment
- MDD-1003 - Additional Year (PhD SAAS)



STANDARD ACCESSORIES

- 1 Baking Stone (ENC-3012)
- 1 Aluminum Paddle (NGC-1478)
- 1 Bottle Oven Cleaner (103180)
- 1 Bottle Oven Guard (103181)
- 2 Trigger Sprayers (103182)
- 2 Non-stick Baskets (NGC-1331)



- | | |
|----------------------------|--------------------------|
| 1. Impingement Heater | 6. Catalytic Converter |
| 2. Bottom Browning Element | 7. Vent Catalyst |
| 3. Side-Launched Microwave | 8. Air Filter |
| 4. Blower Motor | 9. Inlet Air for Cooling |
| 5. Impinged Air | Electrical Components |

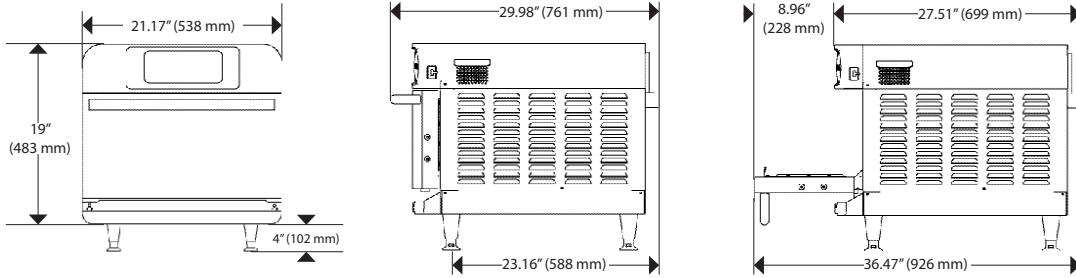







This product conforms to the ventilation recommendations set forth by NFPA96 using EPA202 test method.









* Smart Voltage Sensor Technology does not compensate for lack of or over voltage situations. It is the responsibility of the owner to supply voltage to the unit according to the specifications on the back of this sheet.

† Ventless certification is for all food items except for foods classified as "fatty raw proteins." Such foods include bone-in, skin-on chicken, raw hamburger meat, raw bacon, raw sausage, steaks, etc. If cooking these types of foods, consult local HVAC codes and authorities to ensure compliance with ventilation requirements.

TurboChef reserves the right to make substitutions of components or change specifications without prior notice.



DIMENSIONS		
Single Units		
Height	19"	483 mm
with legs	23"	584 mm
Width	21.17"	538 mm
Depth (footprint)	27.51"	699 mm
with door closed	29.98"	761 mm
with door open	36.47"	926 mm
Weight	185 lb.	84 kg
Stacked Units (Stacking Kit Required)		
Height	38"	965 mm
with legs (bottom oven)	42"	1067 mm
Width	21.17"	538 mm
Depth (footprint)	27.51"	699 mm
with door closed	29.98"	761 mm
with door open	36.47"	926 mm
Weight	370 lb.	168 kg
Cook Chamber		
Height	6"	152 mm
Width	15.5"	394 mm
Depth	14.5"	368 mm
Volume	0.78 cu.ft.	22.1 liters
Wall Clearance (Oven not intended for built-in installation)		
Top	5"	127 mm
Sides	2"	51 mm
ELECTRICAL SPECIFICATIONS-SINGLE PHASE		
Bullet US Model (ENC-9600-801) - North America		
Voltage	208/240 VAC	
Frequency	60 Hz	
Current (Max Circuit Requirement)	30 amps (30 amps)	
Max Input (MW Input)	208: 5.99 kW (3.5 kW) 240: 6.675 kW (3.5 kW)	
Bullet UK Model (ENC-9600-802-UK) - Europe/Asia		
Voltage	230 VAC	
Frequency	50 Hz	
Current (Max Circuit Requirement)	30 amps (30 amps)	
Max Input (MW Input)	6.7 kW (3.5 kW)	
Bullet BK Model (ENC-9600-806-BK) - Brazil		
Voltage	220 VAC	
Frequency	60 Hz	
Current (Max Circuit Requirement)	30 amps (30 amps)	
Max Input (MW Input)	6.7 kW (3.5 kW)	
Bullet LA Model (ENC-9600-807-LA) - Latin America		
Voltage	220 VAC	
Frequency	60 Hz	
Current (Max Circuit Requirement)	30 amps (30 amps)	
Max Input (MW Input)	6.7 kW (3.5 kW)	
Bullet JK Model 50 Hz (ENC-9600-808-JK) - Japan JK Model 60 Hz (ENC-9600-810-JK) - Japan		
Voltage	220 VAC	
Frequency	50 or 60 Hz	
Current (Max Circuit Requirement)	30 amps (30 amps)	
Max Input (MW Input)	6.7 kW (3.5 kW)	

Bullet SK Model (ENC-9600-815-SK) - Middle East		
Voltage	230 VAC	
Frequency	60 Hz	
Current (Max Circuit Requirement)	30 amps (30 amps)	
Max Input (MW Input)	6.7 kW (3.5 kW)	
ELECTRICAL SPECIFICATIONS-MULTI PHASE		
Bullet ED Model (ENC-9600-803-ED) - Europe/Asia Delta		
Voltage	230 VAC	
Frequency	50 Hz	
Current (Max Circuit Requirement)	30 amps (30 amps)	
Max Input (MW Input)	6.7 kW (3.5 kW)	
Bullet EW Model (ENC-9600-804-EW) - Europe/Asia Wye		
Voltage	400 VAC	
Frequency	50 Hz	
Current (Max Circuit Requirement)	16 amps (20 amps)	
Max Input (MW Input)	6.7 kW (3.5 kW)	
Bullet AU Model (ENC-9600-805-AU) - Australia/New Zealand Wye		
Voltage	400 VAC	
Frequency	50 Hz	
Current (Max Circuit Requirement)	16 amps (20 amps)	
Max Input (MW Input)	6.7 kW (3.5 kW)	
Bullet JD Model 50 Hz (ENC-9600-809-JD) - Japan Delta JD Model 60 Hz (ENC-9600-811-JD) - Japan Delta		
Voltage	200 VAC	
Frequency	50 or 60 Hz	
Current (Max Circuit Requirement)	30 amps (30 amps)	
Max Input (MW Input)	6.7 kW (3.5 kW)	
Bullet KW Model (ENC-9600-812-KW) - Korea Wye SW Model (ENC-9600-816-SW) - Middle East Wye		
Voltage	400 VAC	
Frequency	60 Hz	
Current (Max Circuit Requirement)	16 amps (20 amps)	
Max Input (MW Input)	6.7 kW (3.5 kW)	
Bullet SD Model (ENC-9600-813-SD) - Middle East Delta		
Voltage	230 VAC	
Frequency	60 Hz	
Current (Max Circuit Requirement)	30 amps (30 amps)	
Max Input (MW Input)	6.7 kW (3.5 kW)	
Bullet BD Model (ENC-9600-814-BD) - Brazil Delta		
Voltage	220 VAC	
Frequency	60 Hz	
Current (Max Circuit Requirement)	30 amps (30 amps)	
Max Input (MW Input)	6.7 kW (3.5 kW)	
SHIPPING INFORMATION		
U.S.: All ovens shipped within the U.S. are packaged in a double-wall corrugated box banded to a wooden skid. International: All International ovens shipped via Air or Less than Container Loads are packaged in wooden crates.		
Box size: 33.8" x 26.3" x 26.3" (859 mm x 668 mm x 668 mm) Crate size: 40" x 36" x 35" (1016 mm x 914 mm x 889 mm) Item class: 110 NMFC #26710 HS code 8419.81		
Approximate boxed weight: 226 lb. (103 kg) Approximate crated weight: 301 lb. (137 kg)		
Minimum entry clearance required for box: 26.3" (668 mm) Minimum entry clearance required for crate: 35.5" (902 mm)		

TurboChef Global Operations

2801 Trade Center Drive / Carrollton, Texas 75007 USA
 US: 800.90TURBO (800.908.8726) / International: +1 214.379.6000
 Fax: +1 214.379.6073 / www.turbochef.com

TurboChef recommends installing a type D circuit breaker for European installations.