



Project \_\_\_\_\_  
 AIA # \_\_\_\_\_ SIS # \_\_\_\_\_  
 Item # \_\_\_\_\_ Quantity \_\_\_\_\_ C.S.I. Section 114000

## R Series

Roll-In Heated Cabinet Model  
 72" High Racks, 32" Deep



### STANDARD PRODUCT FEATURES

- Stainless Steel Exterior & Interior
- Traulsen's Smart Control™ with LED Display
- Ducted Fan Air Distribution System
- Standard Operating Temperature Range 140 to 180°F
- ON/OFF Switch Located on Control Face
- Full-Height Stainless Steel Doors with Locks
- Self-Closing Doors with Stay Open Feature
- Standard Door Hinging: 232H = Left/Right (other hinging available)
- Automatically Activated LED Lights
- Stainless Steel Breaker Caps
- Accommodates Roll-In Racks Up to 72" High (provided by others)
- Magnetic Snap-In EZ-Clean™ Door Gaskets
- Stainless Steel Door Liners
- Stainless Steel Interior Rack Guides
- Stainless Steel Threshold Ramps
- Stainless Steel One-Piece Louver Assembly

### ACCESSORIES & OPTIONS

- SmartConnect™ App with WiFi Connectivity
- Stainless Steel Finished Back with Rear Louvers
- Coated Wire Shelf Package (includes 3 shelves per section)
- Additional Coated Wire Shelves for Above
- Rehinging Feature (consult factory)
- Stainless Steel Shelf Package (includes 3 shelves per section)
- Additional Stainless Steel Shelves for Above
- Locking Hasps (padlocks supplied by others)
- Optional 208-230/60/1 Voltage
- Kool Klad™ Exterior Laminate Decor
- Clear Glass Doors in Place of Solid Doors
- Heat Shield
- Prison/Correctional Facility Options

- GUARANTEED FOR LIFE CAM-LIFT HINGES
- GUARANTEED FOR LIFE HORIZONTAL WORKFLOW DOOR HANDLES



Models listed to the applicable UL, CSA and NSF standards by an approved NRTL. Consult the factory or unit data plate for additional information.

### AVAILABLE CONFIGURATIONS

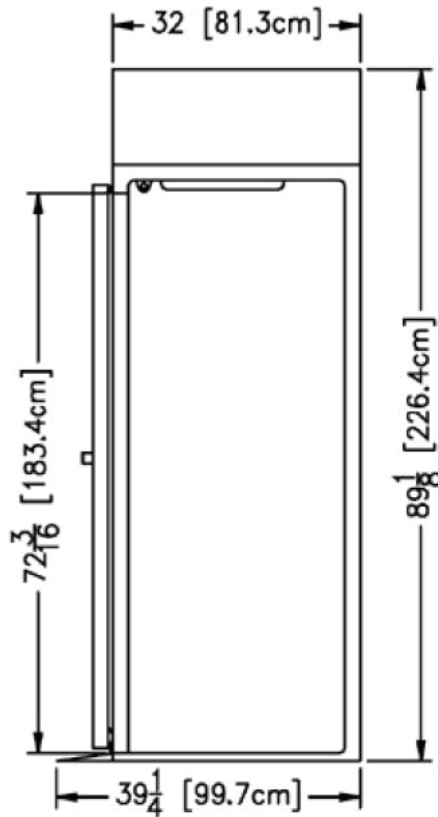
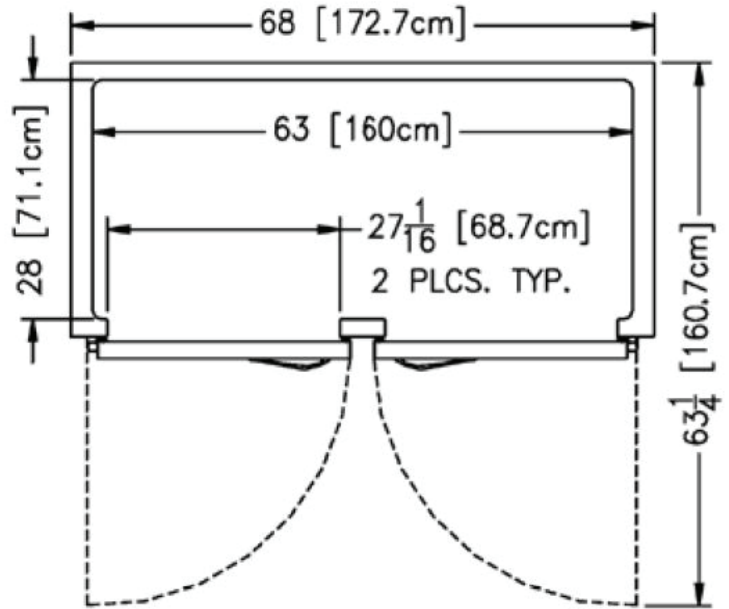
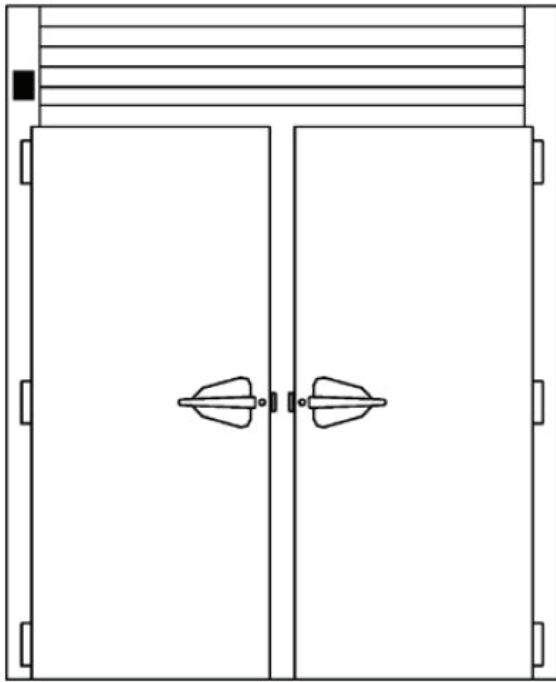
R Series Model  
 RIH232H-FHS

Doors  
 Full Height Solid

Approved by \_\_\_\_\_ Date \_\_\_\_\_ Approved by \_\_\_\_\_ Date \_\_\_\_\_

**MODEL:**

RIH232H-FHS



CAD and/or Revit Files Available

<https://traulsen.klccad.com/>



**MODEL:**

RIH232H-FHS

**EQUIPMENT SPECIFICATIONS**

MODELS	RIH232H-FHS
<b>DIMENSIONAL DATA</b>	
Net capacity cu. ft.	79.46 (2250.1 cu l)
Length - overall in.	68" (172.7 cm)
Depth - overall in.	39 1/4" (99.7 cm)
Depth - over body in.	32" (81.3 cm)
Depth - door open 90° in.	63 1/4" (160.7 cm)
Clear door width in. <sup>1</sup>	27 1/16" (68.7 cm)
Clear door height in.	72 3/16" (183.4 cm)
Height - overall in.	89 1/8" (226.4 cm)
Capacity - 72" High	2
<b>ELECTRICAL DATA</b>	
Voltage   Plug	208-230/115/60/1   Hard Wired
Feed wires with Ground	4
Heater Wattage   Full Load Amperes	@208V = 3000   15.5 @230V = 3672   17.1 @240V = 4000   17.7
<b>SHIPPING DATA</b>	
Length - Crated in.	72" (182.9 cm)
Depth - Crated in.	42" (106.7 cm)
Height - Crated in.	94" (238.8 cm)
Volume - Crated cu. ft.	164.5 (4658.1 cu l)
Weight - Crated lbs.	824 (373.8 kg)

NOTES: Figures in parentheses reflect metric equivalents.

1. Please note that the available cabinet width narrows for 6" from the top of the door frame to 25 7/8" in order to allow for the heater fans.
2. Traulsen does not offer or recommend a NEMA L14-20 plug for any 2 or 3-section hot food cabinets. We can offer a NEMA L14-30P plug through SPD as a special.

**CONSTRUCTION, HARDWARE, INSULATION**

The interior is made from stainless steel and the cabinet exterior front, one piece sides, louver assembly, doors and door liner are constructed of heavy gauge stainless steel. The interior floor and exterior bottom are constructed of stainless steel & insulated with 3/4" of resilient cork. A readily attachable stainless steel ramps are provided.

Doors are equipped with heavy-duty, extruded wiper gaskets for sealing to bottom ramps, removable plug cylinder locks & guaranteed for life gravity action, self-closing metal, cam-lift hinges with a stay open feature. Hinges include a concealed switch to automatically activate the interior LED lighting. Guaranteed for life, workflow door handles are mounted horizontally over recess in doors which limit protrusion from door faces into aiseways. Doors have seamless, polished metal corners.

Gasket profile & material simplify cleaning & increase overall gasket life. Both the cabinet and doors are insulated with an average 2" thick high density, non-CFC, foamed in place polyurethane.

**HEATING SYSTEM**

A low watt density, serpentine style, heater is employed for the generation of electric heat. Low velocity air is forced across its large surface area to efficiently move heat radiating away from these through a down-air distribution duct, where it is then evenly distributed throughout the cabinet, assuring the proper holding environment for hot food product, without drying. A vent, located at the top of the cabinet is included for positive humidity control.

**CONTROL**

Traulsen's Smart Control™ features advanced control algorithms & sophisticated diagnostic capabilities to optimize performance. Utilizing smart sensors, it adapts the operation of the heating system to a variety of environments & usage patterns. The Smart Control™ also offers a complete set of visual alarms designed to alert the user to critical events such as power outages or a prolonged door opening. In the event of an alarm, a dedicated Alarm LED will illuminate, informing the user of the critical event and duration.

**INTERIOR**

Readily removable, interior-mounted, stainless steel guides for racks are provided for protection. Maximum rack size with wheels inboard of frame is 27" wide by 29" deep by 72" high. Racks are supplied by others.

**WARRANTY**

A six year parts & labor warranty is provided standard.