



BEVERAGE-AIR

Project: _____	AIA#
Item: _____	
Location: _____	SIS#
Approved: _____	

HBR BOTTOM MOUNTED REACH-IN REFRIGERATOR

MODEL:
HBR12HC-1

HBR12HC Solid Door Bottom Mount Refrigerator
Hydrocarbon Series

HBR12HC Bottom Mount Models: Horizon Series



HBR12HC-1

3 Year Parts/Labor Warranty
Additional 2 Year Compressor Warranty

CABINET CONSTRUCTION

- Stainless steel front, side, and grille (galvanized back & bottom)
- Stainless steel interior
- Full electronic control
- LED lighting standard
- One -piece grille allow easy removal/installation for preventative maintenance
- Self closing door with 120° stay open feature
- Spring-loaded style hinges
- Plug-in magnetic door gaskets
- Anti-microbial door handle
- Four (4) heavy duty epoxy coated wire shelves
- 6" Casters with two (2) brakes, standard
- Maintains product temperatures between 36°F and 38°F

REFRIGERATION SYSTEM

- Refrigeration system uses R290 refrigerant to comply with all environmental concerns
- Automatic, non-electric defrost
- Epoxy coated evaporator coil

OPTIONS & ACCESSORIES

- Stainless steel universal tray slide pair, 1 tray slide set for (1) 18" x 26" or (2) 14" x 18" pans (AC)
- Epoxy shelves
- Shelf clips
- 3" caster or 6" legs
- Wine models
- Wine rack
- Remote option



3779 Champion Blvd., Winston-Salem, NC 27105
1-888-845-9800 Fax: 1-336-245-6453
Beverage-Air.com sales@bevair.com



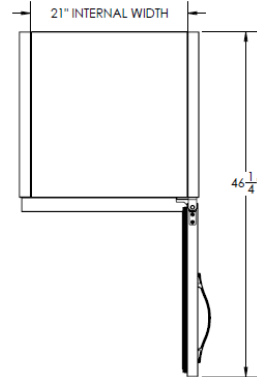
BEVERAGE-AIR

Bottom Mount Reach-ins Refrigerator

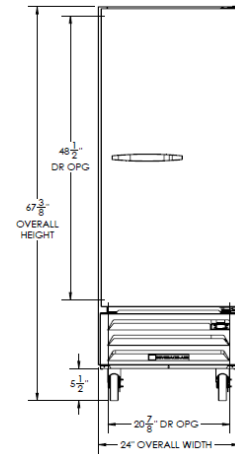
Model: HBR12HC-1

MODEL	HBR12HC-1
EXTERNAL DIMENSIONAL DATA	
Width Overall	24"
Depth Overall with Handle	26"
Height Overall	67 3/8"
Number of Doors	1
Depth with Door Open 90°	46 1/4"
Door Opening (inches)	20 7/8" x 48 1/2"
INTERNAL DIMENSIONAL DATA	
NET Capacity (cubic ft.)	12.06
Internal Width Overall (inches)	21"
Internal Depth Overall (inches)	18 1/4"
Internal Height Overall—(inches)	48 3/4"
Internal Height Useable (inches)	44 3/4"
Number of Shelves	4
ELECTRICAL DATA	
Full Load Amperes 115/60/1	2.0
REFRIGERATION DATA	
Horsepower	1/6
Capacity (BTU/Hr)*	1010
WEIGHT DATA	
Gross Weight (Crated lbs)	250 lbs
Height - Crated	68"
Width - Crated	27"
Depth - Crated	29"

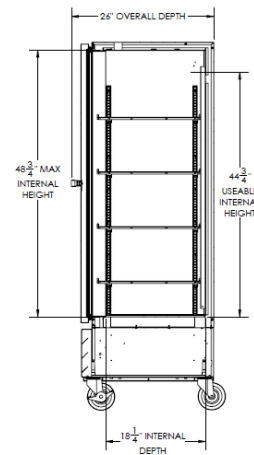
Model Views



Plan View



Elevation View



Side View

ELECTRICAL CONNECTION



115/60/1
NEMA-5-15P

Units pre-wired at factory and include 8' long cord and plug set.



an Ali Group Company



The Spirit of Excellence

3779 Champion Blvd., Winston-Salem, NC 27105
1-888-845-9800 Fax: 1-336-245-6453
Beverage-Air.com sales@bevair.com