

Model:

# Food Prep Table:

SPS-72-30M

**Mega Top Solid Door Sandwich / Salad Unit**




## SPS-72-30M

- **Stainless steel interior and exterior** retains attractive finish longer. Matching aluminium finished back
- **Rounded corner** design inside of the cabinet makes it easy to clean the inside storage room
- **Standard door features:**  
Positive seal self-closing door(s) with 90° stay open feature.  
Magnetic door gasket(s) removable without tools for easy of cleaning
- **Refrigeration system** holds 33°F to 41°F (0.5°C to 5°C) for the best in food preservation.
- **Electronic control system:**  
Adjustable temperature set point and defrost frequency  
Error codes to diagnose service issues
- **Shelf:** Adjustable, heavy duty PVC coated shelves.
- **Standard heavy-duty casters** make it easy to move and clean underneath
- **Condensing unit** access in back of cabinet, slides out for easy maintenance
- **Insulated lid** on prep units helps maintain food freshness.

### Rough-In Data

Specifications subject to change without notice.

Chart dimensions rounded up to the nearest 1/8" (millimeters rounded up to next whole number).

Model	Doors	Shelves	Cabinet Dimensions (inches) (mm)			CAP. CU.FT. LITER	HP	Voltage	Amps	NEMA Config.
			L	D	H					
SPS-72-30M	3	3	70-3/8 1787	34 864	45-7/8 1166	15.5 440	1/2+	115/60/1	8.8	5-15P 

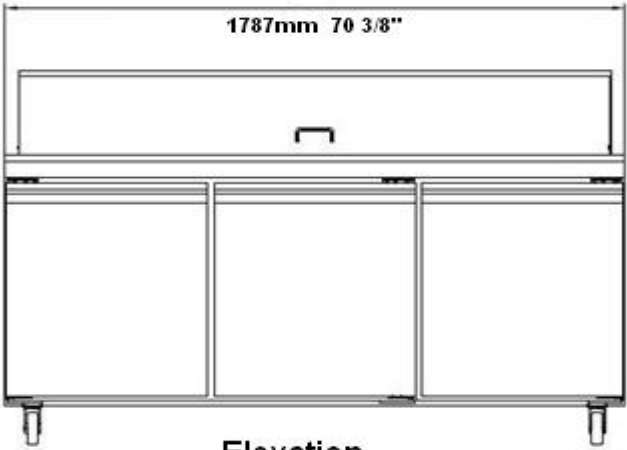
Plug type varies by country.



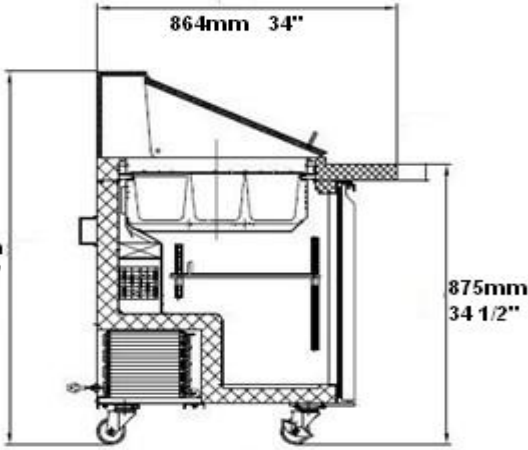
**SABA**

Add: 3390 Enterprise Avenue, Hayward, CA 94545

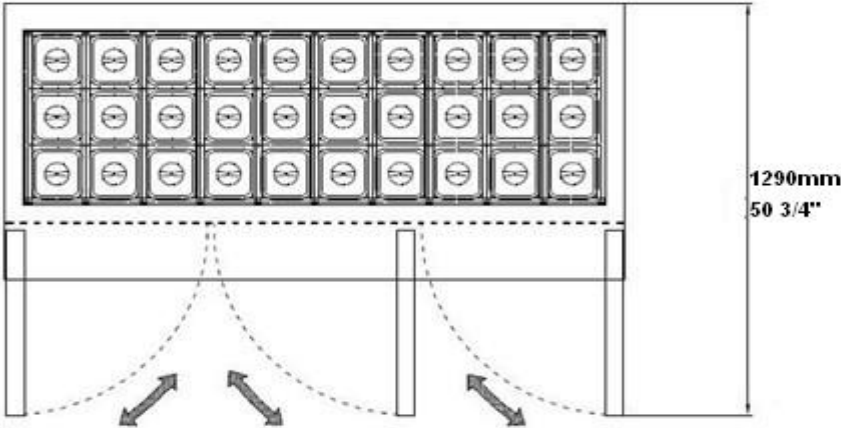
Tel: (510) 293-0189 Fax: (510) 293-0199 E-mail: [info@sabacorpusa.com](mailto:info@sabacorpusa.com) Website: [www.sabacorpusa.com](http://www.sabacorpusa.com)



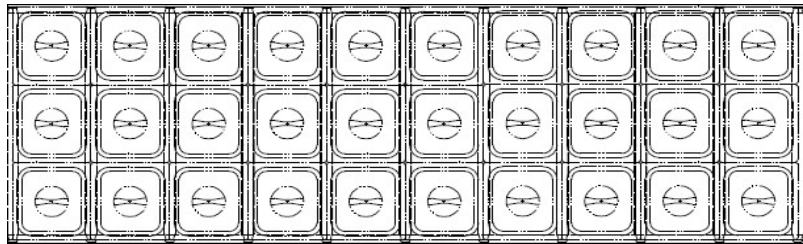
Elevation



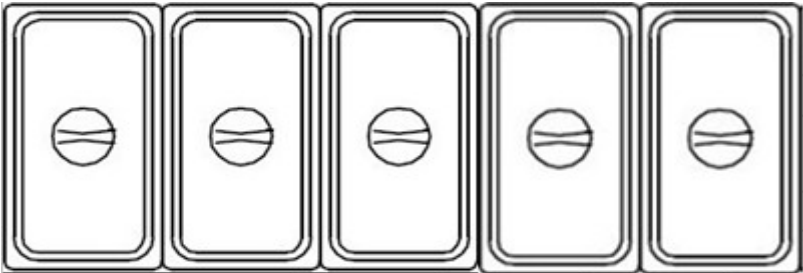
Section View



Plan



PAN LAYOUTS  
30 (pcs) 1/6 pans



PAN LAYOUTS  
5 (pcs) 1/1 pans