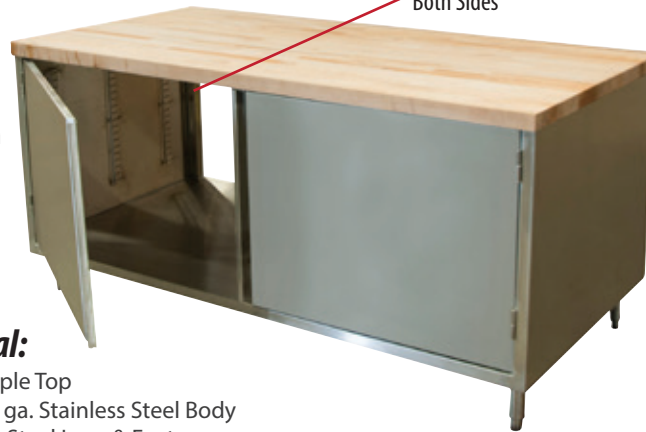




Chef Tables - Hard Maple Top

Stainless Steel Cabinet Base Tables with Hinged Doors

Doors on Both Sides



CMT-3660HL2
Dual Sided Unit Shown

Certifications:



Features:

- 1 ^{5/8}" x 6" Straight S/S Leg
- Hinged Doors with or without Lock
- Single or Dual Sided (Doors on Both Sides)
- 96" Units have a Center Mullion with Two Sets of 48" Doors Per Side
- Legs Adjust 1" in Height
- Extra Supporting "C" Channels
- Casters Available

Material:

- Hard Maple Top
- T-304 18 ga. Stainless Steel Body
- Stainless Steel Legs & Feet

Options:

- Adjustable Shelf



Single Sided:

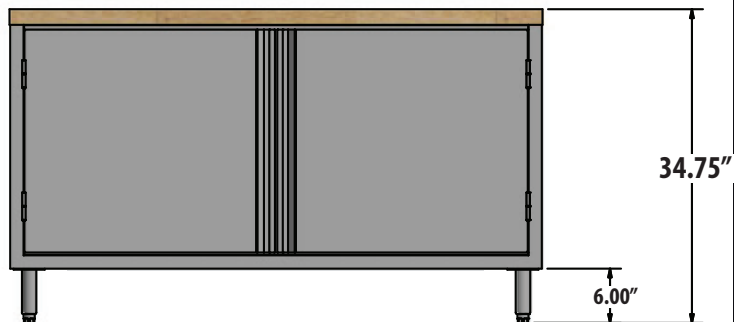
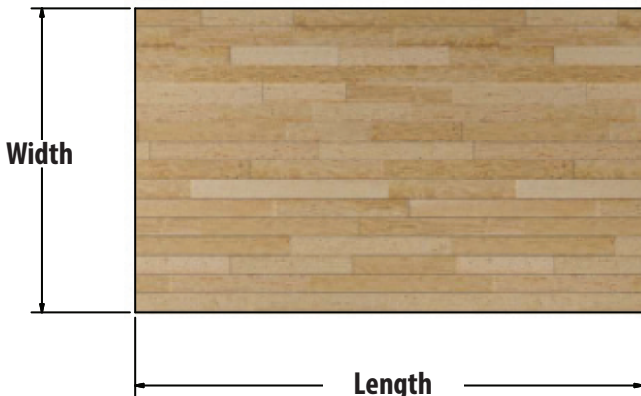
Hinged Door	Unit Size (W x H x L)	Hinged Door + Lock	Unit Size (W x H x L)
CMT-3648H	36" x 48" x 34.75"	CMT-3648HL	36" x 48" x 34.75"
CMT-3660H	36" x 60" x 34.75"	CMT-3660HL	36" x 60" x 34.75"
CMT-3672H	36" x 72" x 34.75"	CMT-3672HL	36" x 72" x 34.75"
CMT-3696H*	36" x 96" x 34.75"	CMT-3696HL*	36" x 96" x 34.75"

* Has a Center Mullion with Two Sets of 48" Doors

Dual Sided (Doors on Both Sides):

Hinged Door	Unit Size (W x H x L)	Hinged Door + Lock	Unit Size (W x H x L)
CMT-3648H2	36" x 48" x 34.75"	CMT-3648HL2	36" x 48" x 34.75"
CMT-3660H2	36" x 60" x 34.75"	CMT-3660HL2	36" x 60" x 34.75"
CMT-3672H2	36" x 72" x 34.75"	CMT-3672HL2	36" x 72" x 34.75"
CMT-3696H2*	36" x 96" x 34.75"	CMT-3696HL2*	36" x 96" x 34.75"

* Has a Center Mullion with Two Sets of 48" Doors on Each Side



PRODUCT DATA SHEET

BK RESOURCES

