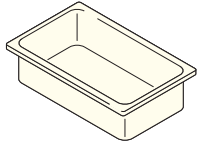


# H-PAN™ HIGH HEAT FOOD PANS

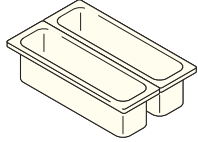


## FULL SIZE



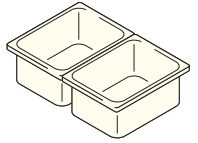
CONFIGURATIONS	PAN CODE	PAN DEPTH	APPROXIMATE CAPACITY
GN 1/1 12¾" x 20⅞" (32,5 x 53 cm)	12HP	2½" (6,5 cm)	8.9 qt.
	14HP	4" (10)	13.7
	16HP	6" (15)	20.6
	10HPD	—	Drain shelf

## HALF SIZE LONG



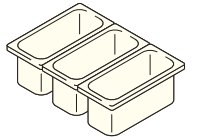
GN 1/2 Long 6⅞" x 20⅞" (16,2 x 53 cm)	22LPHP	2½" (6,5)	3.2
	24LPHP	4" (10)	5.3
	20LPHPD	—	Drain shelf

## HALF SIZE



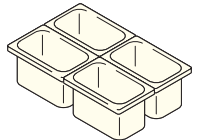
GN 1/2 10⅞" x 12¾" (26,5 x 32,5 cm)	22HP	2½" (6,5)	4.1
	24HP	4" (10)	6.3
	26HP	6" (15)	9.4
	20HPD	—	Drain shelf

## ONE THIRD SIZE



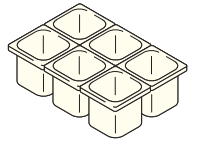
GN 1/3 6⅞" x 12¾" (17,6 x 32,5 cm)	32HP	2½" (6,5)	2.5
	34HP	4" (10)	3.8
	36HP	6" (15)	5.6
	30HPD	—	Drain shelf

## QUARTER SIZE



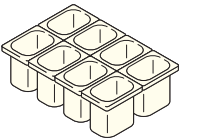
GN 1/4 6⅞" x 10⅞" (16,2 x 26,5 cm)	42HP	2½" (6,5)	1.8
	44HP	4" (10)	2.7
	46HP	6" (15)	3.9
	40HPD	—	Drain shelf

## ONE SIXTH SIZE



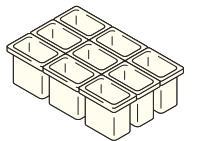
GN 1/6 6⅞" x 6⅞" (16,2 x 17,6 cm)	62HP	2½" (6,5)	1.1
	64HP	4" (10)	1.6
	66HP	6" (15)	2.4
	60HPD	—	Drain shelf

## ONE EIGHTH SIZE



GN 1/8 6⅞" x 5⅞" (16,12 x 13,17 cm)	82HP	2½" (6,5)	0.7
	84HP	4" (10)	1.1
	86HP	6" (15)	1.5
	80HPD	—	Drain shelf

## ONE NINTH SIZE



GN 1/9 4¼" x 6⅞" (10,8 x 17,6 cm)	92HP	2½" (6,5)	0.6
	94HP	4" (10)	0.9
	96PHP	6" (15)	1.4
	90HPD	—	Drain shelf

Case Pack: 6 InStock Color: Amber (150).

Colors: Amber (150), Black (110).  
Drain Shelf Color: Amber (150).

H-Pans are made of FDA approved material and are designed to CEN Gastronorm Standard EN 631-1. Amber color may vary.

Microwave safe.



## Drain Shelf

- Supports product and promotes drainage.
- Available to fit all food pan sizes.



86HP  
Shown with Optional Drain Shelf.