



HEARTHBAKE SERIES COUNTERTOP ELECTRIC OVENS SERIES: EP



Bakers Pride® EP series ovens are designed for pizza, pretzels, flat breads, and other high-volume bakery items. Independent top and bottom heat controls in each oven chamber allow for perfectly balanced results. These countertop electric ovens feature one or two baking chambers with a 5.25" deck height and a 28" square deck. (Choose either Cordierite or steel decks). Tilt-up doors are spring balanced and feature glass windows for easy viewing.

This series comes standard with all stainless steel exteriors and 4" adjustable legs. The EP models feature a 15-minute timer with a continuous-ring alarm and manual shut-off.

For greater production, these ovens can be stacked to create triple and quad configurations, or can even be stacked on Bakers Pride® convection ovens.



FEATURES AT A GLANCE

- Single ovens: 208 V, 220/240 V, 230/400 V @ 4,750 watts in 50 Hz
- Double ovens: 208 V, 220/240 V, 230/400 V @ 9,500 watts in 50 Hz
- 200–650°F (93–343°C) temperature range
- Infinite top and bottom heat controls
- 15 minute timer with continuous-ring alarm and manual shut-off
- Interior oven lights
- One or two baking chambers
- 5.25" (133 mm) deck height
- 28" (711 mm) sq. deck(s)
- .75" (19 mm) thick Cordierite decks or steel decks
- Stackable
- All stainless steel exteriors
- Aluminized steel interiors
- Tilt-up doors with windows
- 4" (102 mm) adjustable legs
- Fully insulated
- One-year limited warranty

OPTIONS & ACCESSORIES

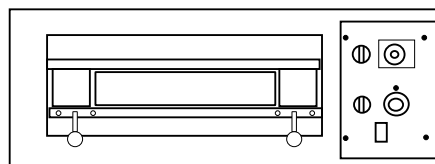
- 16" (406 mm) legs or casters (grey)
- 16" legs or casters (stainless steel)
- 30" legs or casters (grey)
- 30" (762 mm) legs or casters (stainless steel)
- Stainless steel undershelf
- Rack stands w/ rack guides
- Stacking kits
- Deck brush & scraper
- Lightstone deck stone
- Steel deck on EP series



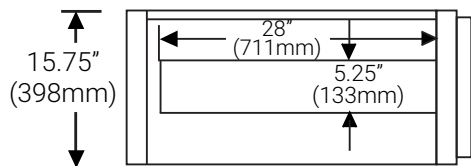
HEARTHBAKE SERIES COUNTERTOP ELECTRIC OVENS

SERIES: EP

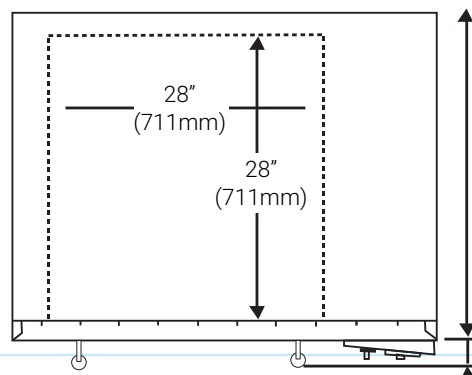
EQUIPMENT DIMENSIONS



FRONT VIEW



SIDE VIEW
SINGLE



MECHANICAL SPECIFICATIONS

Model #	Overall Dim (W x H x D)*	Deck Height	Deck Size (W x D)	Decks	Baking Chambers	Thermostat Range	Carton Dim (W x H x D)	Cubic Feet	Cubic Meter	Ship Wt.
EP-1-2828	42" x 15.75" x 33.25" (1067 x 400 x 845)	5.25" (133)	28" x 28" (711 x 711)	1	1	200°-650°F (100-400°C)	43.5" x 24.5" x 46" (1105 x 616 x 1168)	29	.80	310 (141kg)
EP-2-2828	42" x 29" x 33.25" (1067 x 737 x 845)	5.25" (133)	28" x 28" (711 x 711)	2	2	200°-650°F (100-400°C)	43.5" x 37.5" x 46" (1105 x 952 x 1168)	43.5	1.23	600 (273kg)

*Height excludes legs

REQUIRED CLEARANCES

Left	1" (25 mm)
Right	1" (25 mm)
Back	1" (25 mm)

In NON-COMBUSTABLE locations only.

POWER SUPPLY

Model #	Watts	Voltage	Phase	Amps		
				L1	L2	L3
EP-1-2828	4,750	208	1	22		
		208	3	15	15	16
EP-1-2828	4,750	230	1	20		
		220/240	1	19		
EP-1-2828	4,750	220/240	3	11	12	12
		400	3	6	7	6
EP-2-2828	9,500	208	1	44		
		208	3	30	31	32
EP-2-2828	9,500	230	1	39		
		220/240	1	38		
EP-2-2828	9,500	220/240	3	22	23	23
		400	3	13	12	13

Bakers Pride reserves the right to modify specifications or discontinue models without incurring obligation. Dimensions nominal.



Freight Class: 110
FOB: Smithville 37166

