



# HV-100E

## Full-Size Electric Hydrovection Oven



Shown on optional stand with casters and SmartTouch2 control

Project \_\_\_\_\_

Item No. \_\_\_\_\_

Quantity \_\_\_\_\_

Standard depth baking compartment - accepts five 18" x 26" standard full-size baking pans in left-to-right positions.

All data is shown per oven section, unless otherwise indicated.

Refer to operator manual specification chart for listed model names.

HV-100E

### EXTERIOR CONSTRUCTION

- Fully welded angle-iron frame
- Stainless steel front, top, sides and back
- Simultaneous split door operation with catch-latch system
- Triple mounted door design with turnbuckle assembly
- Black glass doors with one piece curved handle
- Dual pane tempered viewing window features cool to the touch Low-E inner glass. Inner glass panel hinged for easy cleaning
- Hand shower for ease of cleaning

### INTERIOR CONSTRUCTION

- 304 stainless steel coved corner liner for easy cleaning
- Five stainless steel racks and ten rack positions
- Two halogen interior lights for superior visibility
- Drain in oven cavity
- Up to 2.5" of blanket insulation for greater heat retention

### OPERATION

- Standard control with function selection for hot air, humidity and cool down plus ability to store 100 recipes
- Six tubular heater element design
- Incremental humidity control
- Hot air cook mode for baking and pastries
- Hydroburst feature for shot of 100% humidity at any time during the cook cycle
- Core probe cook and hold capabilities with 4" removeable fillet core temperature probe
- USB connection for recipe upload or download
- Four speed auto-reversing fan motor for even bake
- Cavity vent control provides ability to release steam at the push of a switch
- Thermostatically controlled quench system, Eco-Friendly

### STANDARD FEATURES

- 25" (635mm) adjustable stainless steel legs (for single units)
- 8-1/2" (216mm) stainless steel legs with casters (for double sections)
- 1 year parts and 1 year labor warranty

\* For all international markets, contact your local distributor.

### OPTIONS AND ACCESSORIES (AT ADDITIONAL CHARGE)

- **Legs/casters/stands**
  - 6" casters for 25" legs
  - 11" (279mm) adjustable legs
  - 11" (279mm) seismic feet
  - 36" (914mm) stainless steel open stand with pan supports and feet
  - 36" (914mm) stainless steel open stand with pan supports and casters
- **Racks**
  - Extra stainless steel oven racks
  - Chicken roasting rack
  - Multi-purpose fry rack
- **Core Probes**
  - 4" duel sensing probe
  - 6" duel sensing probe
  - Additional 4" fillet probe
- SmartTouch2 control - NEW 7-inch touchscreen stores up to 500 recipes. Includes rack timing, multi-shelf recipes, easy download for recipe writing on your laptop, and HACCP storage capability
- 480 VAC, 3 phase
- Water pressure regulator
- Side heat shield
- Backflow preventer



### BLODGETT OVEN COMPANY

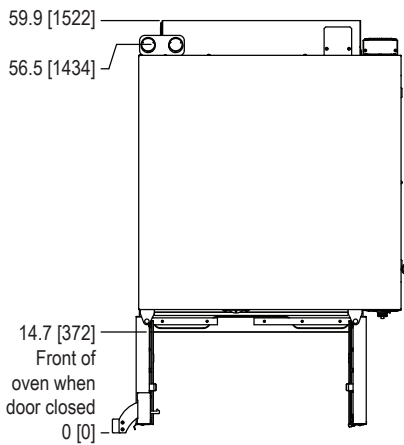
www.blodgett.com • 42 Allen Martin Drive, Essex Junction, VT 05452  
Phone: (802) 658-6600 • Fax: (802) 864-0183



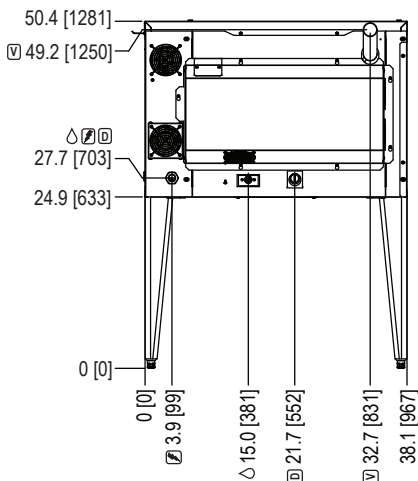
# HV-100E

- ⊗ Electric    ⊕ Vent
- △ Water    ⊖ Drain

DIMENSIONS ARE IN INCHES (MM)



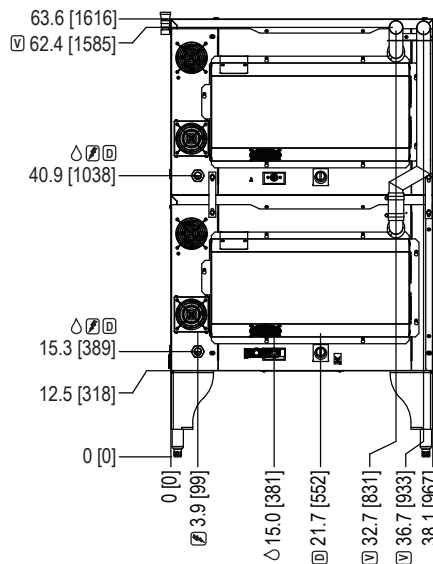
**TOP VIEW**  
Double or Single Oven



**REAR VIEW Single Oven**



**APPROVAL/STAMP**



**REAR VIEW Double Oven**

**SHORT FORM SPECIFICATIONS** Provide Blodgett full-size hydrovection oven model HV-100E, (single/double) compartment with fully welded angle iron frame. Each compartment shall have fully welded 304 stainless steel liner. Liner to be coved top and bottom. Unit shall accept five 18" x 26" standard full-size bake pans. Doors shall be triple mounted, black glass with dual pane thermal glass windows with L-E inner glass, curved handle and simultaneous operation. Unit shall be electrically heated by six tubular heaters. Air in baking chamber distributed by single inlet blower wheel powered by a four speed, auto-reversing, 3/4 HP motor with thermal overload protection. Each chamber shall be fitted with bright halogen lamps, and five standard stainless steel removable racks. Hand shower mounted to the side of the control for easy cleanup. Unit shall have programmable manual control capable of storing 100 recipes. Control shall feature incremental moisture control, hot air, cool down modes, core probe cook & hold and USB connection. Breaker shut off switch on front panel for easy service. 1 year parts and 1 year labor warranty Provide options and accessories as indicated.

**DIMENSIONS:**

- Floor space** 38.1" (967mm) W x 48.7" (1237mm) D
- Interior** 29" (737mm) W x 20" (508mm) H x 23.43" (595mm) D
- Single w/casters** Add 4-1/2" (114mm) to height
- Product clearance from combustibles and non-combustibles construction**
- Oven sides 0" (0mm) Blodgett recommends 4" clearance from any heat source on the control panel side of the oven, an optional heat shield should be considered
- Oven back 6" (152mm)

**WATER & DRAIN CONNECTION (per section):**

- Drain** 1.25" O.D. drain connection Maximum drain temperature 140°F (60°C)
- Water** 3/4" NPT garden hose - cold water only

The drain piping must consist of temperature resistant material, greater than 160°F, and be of adequate diameter not to cause flow restriction. Improper materials may deform and cause restrictions, thus affecting performance.

Appliance is to be installed with backflow protection in accordance with Federal, State or Local codes.

**WATER SUPPLY (per section):**

Good quality water feed is the responsibility of the owner. Water quality must be within the following general guidelines.

- TDS: 40-125 ppm      Hardness: 35-100 ppm      pH: 7.0 - 8.5
- Silica: <13 ppm      Chlorides: <25 ppm      Chlorine: <0.2 ppm
- Chloramine: <0.2 ppm

The best defense against poor water quality is a water treatment system designed to meet your water quality conditions. Blodgett offers optional systems from Optipure.

- Water Pressure** 30(min)-50(max) PSI
- Water Consumption** 2.5 - 4.0 GPH based on cooking mode

**MAXIMUM INPUT:**

15kW per oven section

**POWER SUPPLY:**

V.A.C.	Hz	Phase	kW	Amperes (L1-L2-L3)
208	60	3	15	38/38/38
240	60	3	15	36/34/34
440	60	3	15	20/18/18
480	60	3	15	18/17/17

3/4 H.P., 3 phase motor

**MINIMUM ENTRY CLEARANCE:**

- Uncrated 25.56" (649mm)
- Crated 30-1/2" (775mm)

**SHIPPING INFORMATION:**

- Approx. Weight**
- Per section 450 lbs. (204 kg)

**Crate sizes**

30-1/2" (775mm) x 43-1/2" (1105mm) x 56" (1422mm)  
(2 crates required for double)

**NOTE:** The company reserves the right to make substitutions of components without prior notice