

Model# **CIM50**

PROJECT NAME: _____ LOCATION: _____

ITEM: _____ MODEL: _____



Model **CIM50**

Ice Maker - Self Contained

The compact CIM50 produces up to 50 pounds of ice per day and includes a self-contained 25 pound storage bin. The unit produces crystal clear ice cubes and features a reversible stainless steel door. Suitable for freestanding or built in applications, this unit will run on standard household electrical current and is NSF and UL approved for commercial use.

FEATURE LIST

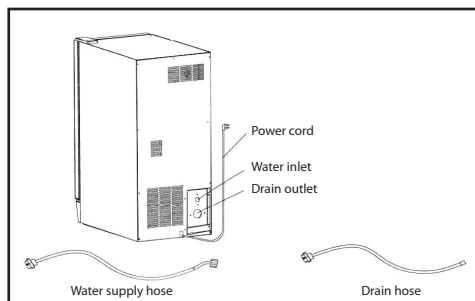
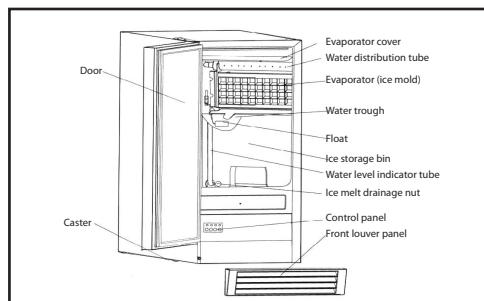
| | |
|----------------------|--|
| Model: | CIM50 |
| Description: | Self-Contained Ice Maker |
| Voltage: | 120V/60Hz/1Ph |
| Ice Type: | Individual Cube |
| Ice Cube Size: | 3/4" x 3/4" x 1" 19mm x 19mm x 25mm |
| Power Consumption: | 13.2kWh / 100lbs of ice |
| Unit Weight: | 84 lb / 38 kg |
| Unit Dimensions: | 14 5/8" W x 23 5/8" D x 33 1/2" H 371mm W x 600mm D x 851mm H |
| Shipping Weight: | 93 lb / 42 kg |
| Shipping Dimensions: | 17" W x 26 3/4" D x 38" H 432mm W x 678mm D x 965mm H |
| Warranty: | See reverse side. |

Specifications subject to change without notice.

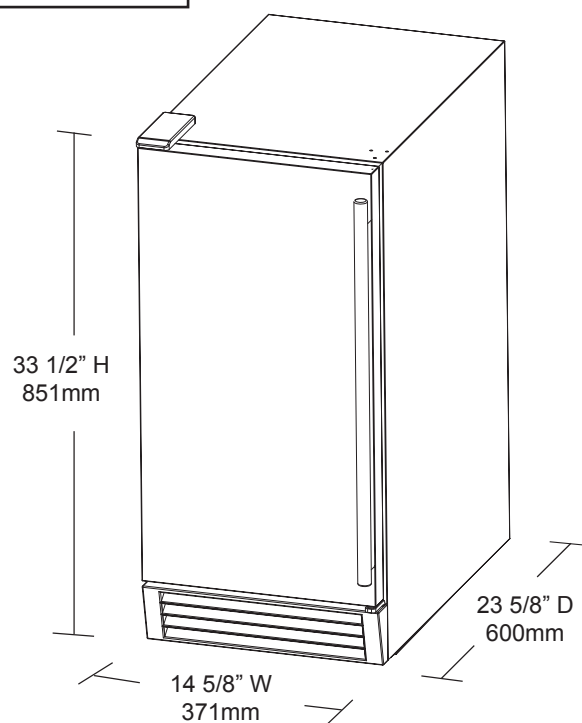
Approvals: NSF, UL, CE



PLAN VIEW



- Up to 50 lb (23 kg) daily ice production (based on 50°/70° F)
- Produces crystal clear ice cubes
- Stainless steel exterior
- 25lb storage bin with automatic overflow prevention
- Reversible stainless steel door
- Air-cooled condenser
- Designed for household or commercial use
- For freestanding or built-in applications
- Requires use of a drain. Water filter recommended.
- **Standard Warranty:** 1 Year Parts, 1 Year On-Site Labor, and Additional 4 Year Compressor (part only)



DIMENSIONAL DATA

| Model | Description | Weight | Dimensions |
|-------|--------------------------|---------------|--|
| CIM50 | Self-Contained Ice Maker | 84 lb / 38 kg | 14 5/8" W x 23 5/8" D x 33 1/2" H 371mm W x 600mm D x 851mm H |