



Glo-Ray® Curved Merchandising Warmers

Models: GRCMW-1, -1D, -1DH

The Glo-Ray® Curved Merchandising Warmer offers a unique and attractive solution for impulse merchandising a wide variety of food products. The unit's attractive design holds wrapped or fresh food product for any restaurant, hotel, convenience store or grab-n-go retail market setting.

Standard features

- Single shelf and dual shelf units come standard with mirrored glass back panel
- Halogen lighting allows for optimal food product display. Export voltage models use halogen lighting
- The Hatco GRCMW-1 single shelf unit is controlled by a main switch making start up and shut down a one touch operation. The warmer comes standards with a food stop, side glass enclosures and back mirror glass panel that are removable for cleaning
- The Hatco GRCMW-1D, -1DH dual shelf units feature one lower front polycarbonate access door, side glass enclosures and an upper sneeze guard. The top shelf holds two ½ size pans or one full size pan. The bottom shelf holds two ½ size pans, with or without humidity
- The GRCMW-1DH model has a water reservoir capacity of 5 cups (1.18 liters)
- All models are shipped with 1" (25 mm) adjustable legs and factory attached 6' (1829 mm) cord and plug
- Models with Simulated Stone are Swanstone®

WATER QUALITY REQUIREMENTS

Water supply in excess of 3.0 grains of hardness per gallon (GPG) (.75 grains of hardness per liter) must be treated and softened before being used. Water containing over 3.0 GPG (.75 GPL) will decrease the efficiency and reduce the operating life of the unit.

Note: Product failure caused by liming or sediment buildup is not covered under warranty.

For operation, location and safety information, please refer to the Installation & Operating Manual.

Project _____

Item # _____

Quantity _____



GRCMW-1 in Designer Black with food pans (not included)



GRCMW-1DH in Designer Black with food pans (not included)

Options (available at time of purchase only)

Designer Colors – (Unit's painted surface)

Non-standard colors are non-returnable – Black standard

- | | | |
|------------------------------------|---------------------------------------|---|
| <input type="checkbox"/> Warm Red | <input type="checkbox"/> Gray Granite | <input type="checkbox"/> White Granite |
| <input type="checkbox"/> Navy Blue | <input type="checkbox"/> Hunter Green | <input type="checkbox"/> Antique Copper |

Stone Colors – (Unit's painted surface and Simulated Stone decorative trim inserts)

Non-standard colors are non-returnable

- | | | |
|---------------------------------------|---------------------------------------|------------------------------------|
| <input type="checkbox"/> Gray Granite | <input type="checkbox"/> Bermuda Sand | <input type="checkbox"/> Night Sky |
|---------------------------------------|---------------------------------------|------------------------------------|

☐ Top and Bottom Shelf Flip-Up Doors on server's side in lieu of Mirrored Back Panel (GRCMW-1D, -1DH models only)

☐ Top Shelf Flip-Up Door on customer side in lieu of Sneeze Guard (GRCMW-1D, -1DH models only)



HATCO CORPORATION

(800) 558-0607

(414) 671-6350

P.O. Box 340500 Milwaukee, WI 53234-0500 U.S.A.

www.hatcocorp.com

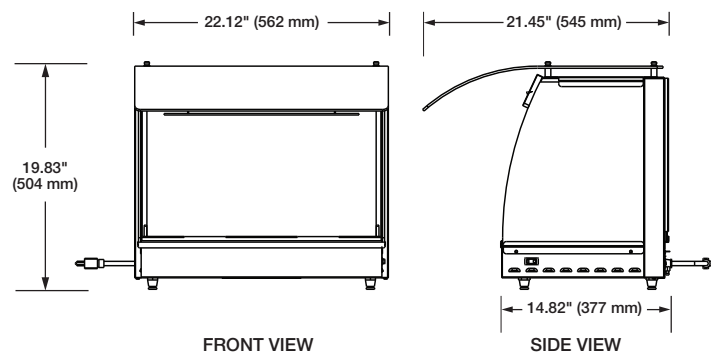
support@hatcocorp.com



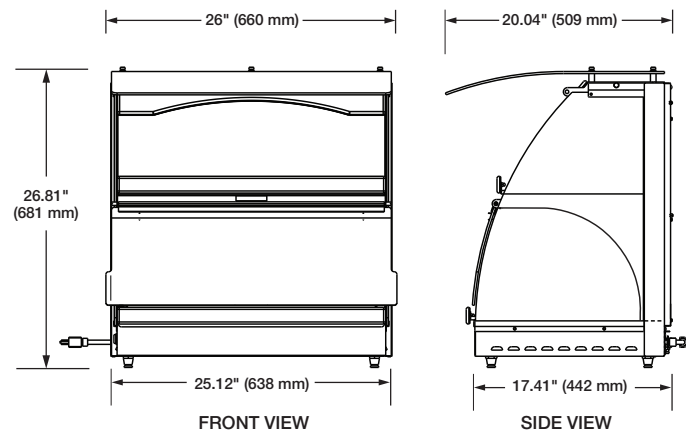
Glo-Ray® Curved Merchandising Warmers

Models: GRGMW-1, -1D, -1DH

GRGMW-1



GRGMW-1D, -1DH



Single Shelf — Curved Merchandising Warmer

The shaded areas contain electrical information for International models

Model	Dimensions (W x D x H)	Useable Heated Shelf Space (W x D)	Volts Single Phase	Watts	Amps	Plug	Ship Weight*
GRGMW-1	22.12" x 21.45" x 19.83" (562 x 545 x 504 mm)	19.75" x 13" (501 x 330 mm)	120	670	5.6	NEMA 5-15P	56 lbs. (26 kg)
			220-230 (CE)	619-676	2.8-2.9	CEE 7/7 Schuko	
			230-240 (CE)	615-670	2.7-2.8	BS-1363	

Dual Shelf — Curved Merchandising Warmer

Model	Dimensions (W x D x H) Height includes 1" (25 mm) legs	Useable Heated Shelf Space (W x D)	Volts Single Phase	Watts	Amps	Plug	Ship Weight*
GRGMW-1D	26" x 20.04" x 26.81" (660 x 509 x 681 mm)	Top: 22.75" x 12.37" (577 x 314 mm) Bottom: 22.75" x 15.62" (577 x 396 mm)	120	1540	12.8	NEMA 5-15P, NEMA 5-20P	92 lbs. (42 kg)
			220-230 (CE)	1294-1414	5.9-6.1	CEE 7/7 Schuko	
			230-240 (CE)	1414-1540	6.1-6.4	BS-1363 or AS-3112	

Dual Shelf with Humidity — Curved Merchandising Warmer

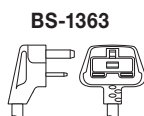
Model	Dimensions (W x D x H) Height includes 1" (25 mm) legs	Useable Heated Shelf Space (W x D)	Volts Single Phase	Watts	Amps	Plug	Ship Weight*
GRGMW-1DH	26" x 20.04" x 26.81" (660 x 509 x 681 mm)	Top: 22.75" x 12.37" (577 x 314 mm) Bottom: 22.75" x 15.62" (577 x 396 mm)	120	1660	13.8	NEMA 5-15P, NEMA 5-20P	100 lbs. (46 kg)
			220-230 (CE)	1395-1525	6.3-6.6	CEE 7/7 Schuko	
			230-240 (CE)	1525-1660	6.6-6.9	BS-1363 or AS-3112	

* Shipping weight includes packaging.

CORD LOCATION

Control side at right base corner.

PLUG CONFIGURATIONS



PRODUCT SPECS

Glo-Ray® Curved Merchandising Warmers

The Curved Merchandising Warmer shall be a Glo-Ray® Model ... as manufactured by the Hatco Corporation, Milwaukee, WI 53234 U.S.A.

The warmer shall be rated at ... watts, ... volts and be ... inches (millimeters) in overall width. It shall consist of a thermostatically-controlled heated base, full view tempered glass sides, and xenon display lights. Export voltage models use halogen lights.

The infrared heating element shall be tubular metal sheathed and the warmer shall have a cord with plug attached.

Warranty consists of 24/7 parts and service assistance (US and Canada only).

HATCO CORPORATION | P.O. Box 340500 Milwaukee, WI 53234-0500 U.S.A.
(800) 558-0607 | (414) 671-6350 | www.hatcocorp.com | support@hatcocorp.com