

"PBMS-C" CONVENTIONAL MOP SINK - STAINLESS STEEL

16GA FLOOR MOUNTED W/ HEAVY DUTY FLAT DRAIN

FEATURES:

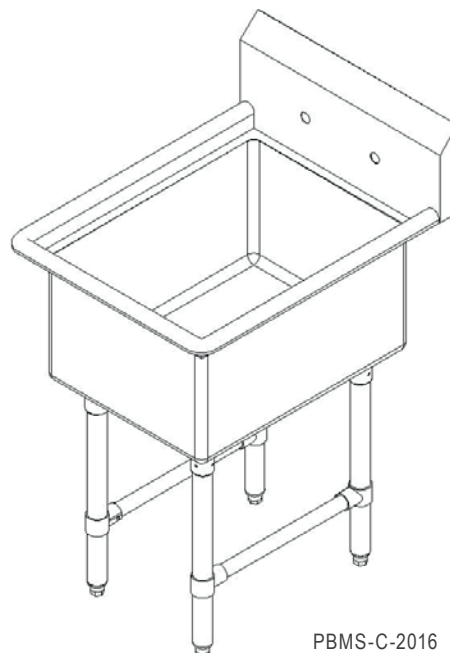
- STANDARD 16GA TYPE 300 STAINLESS STEEL WITH #4 POLISH, SATIN FINISH
- 12" & 14" DEEP BOWLS
- ALL CORNERS, BOTH VERTICAL AND HORIZONTAL, COVED AT 5/8" RADIUS
- BOTTOMS OF BOWLS FORMED FOR DRAINAGE TO 3-1/2" DIAMETER DIE STAMPED OPENING
- FULL LENGTH 10" HIGH BOXED BACKSPLASH, WITH 2" RETURN TO WALL AT 45 DEGREE AND 3/4" TURNED DOWN REAR LIP
- 8" ON-CENTER, 1" FAUCET HOLES IN BACKSPLASH
- ALL OUTSIDE CORNERS OF ASSEMBLY ARE BULLNOSED TO PROVIDE SAFE, CLEAN, AND POLISHED EDGE

CONSTRUCTION:

- TOP: STAINLESS STEEL SINKS ARE TIG WELDED, EXPOSED WELDS ARE POLISHED TO MATCH ADJACENT SURFACE

MATERIAL:

- BOWLS & TOP: 16GA TYPE 300 STAINLESS STEEL WITH #4 POLISH, STAIN FINISH
- LEGS: 16GA 1-5/8" ROUND O.D. STAINLESS STEEL
- BRACING: 1-1/4" ROUND O.D. STAINLESS STEEL
- GUSSETS: STAINLESS STEEL
- FEET: 1" ADJUSTABLE STAINLESS STEEL BULLET FEET

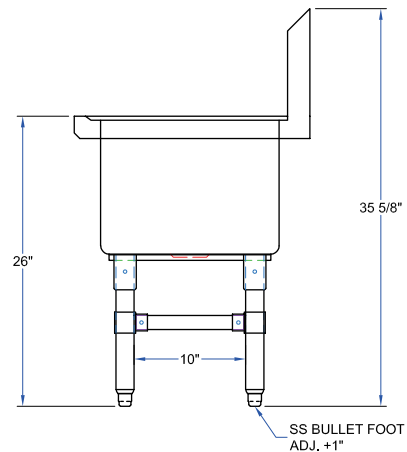
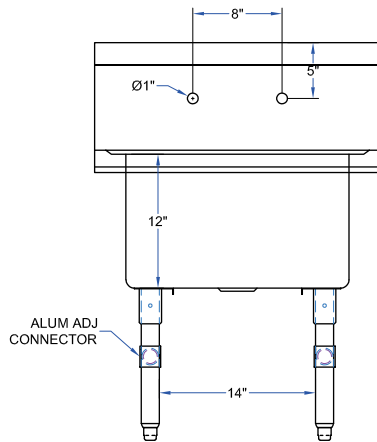
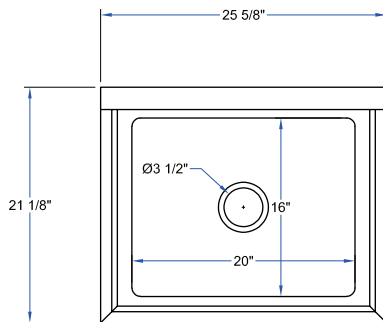


PBMS-C-2016

CONVENTIONAL MOP SINKS - STAINLESS STEEL 16GA

MODEL #	QTY
PBMS-C-2016	

DETAILED SPECIFICATIONS



CONVENTIONAL MOP SINKS - STAINLESS STEEL 16GA

MODEL #	DRAIN SIZE	WATER LEVEL	BOWL SIZE	DIMENSIONS (L X W X H)	WT. (LBS)
PBMS-C-2016	3-1/2"	12"	20" X 16"	25-5/8" X 21-1/8" X 35-5/8"	140

SOME UNITS SHIP UNASSEMBLED FOR REDUCED SHIPPING COST. ALL DIMENSIONS ARE TYPICAL. TOLERANCE +/- .500"
 John Boos & Co. is constantly engaged in a program of improving products and therefore reserves the right to change specifications without prior notice.



Boos
lock

AQ AutoQuotes

3601 S. Banker St. • Effingham, IL 62401 • PO BOX 609 • quotes@johnboos.com

www.johnboos.com

071417

563