



# BEVERAGE-AIR®

Project: \_\_\_\_\_  
Item: \_\_\_\_\_  
Location: \_\_\_\_\_  
Approved: \_\_\_\_\_

AIA#

SIS#

## DELI/BAKERY CASE

MODEL:  
CDR6HC-1-W

CDR6HC Deli/Bakery Case Refrigerator  
Hydrocarbon Series

CDR6HC Deli/Bakery Case Refrigerator



**3 Year Parts/Labor Warranty**  
**Additional 4 Year Compressor Warranty**

### CABINET CONSTRUCTION

- Exterior has white powder coated galvanized steel
- Stainless steel interior with mirrored end caps
- Sliding glass, removable doors
- Curved front glass
- Full electronic control with various set points
- LED lighting with on and off switch
- Electrical outlet for scale
- Adjustable shelves for better product display
- Price tag molding standard
- Open food rated

### OPTIONS & ACCESSORIES

- Dry case (add -D to refrigerated models)
- 3" casters
- 5" casters

### REFRIGERATION SYSTEM

- Uses environmentally friendly, energy efficient R290 refrigerant, and meets all regulatory requirements for CARB, SNAP, DOE & more
- Hot gas condensate evaporator
- Hot gas defrost system
- Maintenance free condenser
- Refrigerator maintains product temperatures between 33°F to 41°F
- Direct sunlight should be avoided
- Tested to 75°F and 55% relative humidity



3779 Champion Blvd., Winston-Salem, NC 27105  
1-888-845-9800 Fax: 1-336-245-6453  
Beverage-Air.com Sales@bevair.com



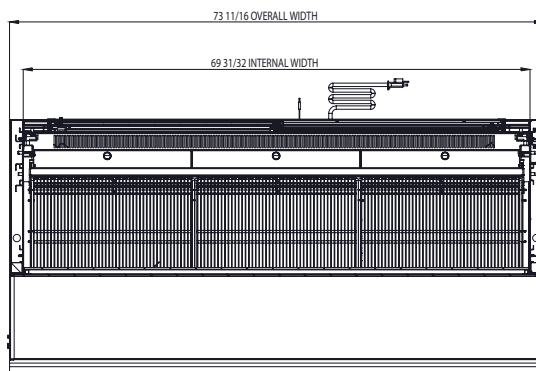
# BEVERAGE-AIR

MODEL	CDR6HC-W
<b>EXTERNAL DIMENSIONAL DATA</b>	
Width Overall	73 11/16"
Depth Overall	35 47/64"
Height Overall	48 9/16"
<b>INTERNAL DIMENSIONAL DATA</b>	
NET Capacity (cubic ft.)	21
Internal Width Overall (in)	69 31/32"
Internal Depth Top & Middle Overall (in)	14 31/32"
Internal Depth Overall Bottom (in)	24 7/32"
Internal Height Overall (in)	38 43/64"
Number of Shelves	2
<b>ELECTRICAL DATA</b>	
Full Load Amperes	5.0
<b>REFRIGERATION DATA</b>	
Horsepower	1/4
Energy Consumption	8.33 kw-hr/24 hrs
<b>SHIPPING DATA</b>	
Gross Weight- Crated	654 lbs
Height - Crated	58 5/16"
Width - Crated	80 13/16"
Depth - Crated	40"


## Deli/Bakery Case Refrigerator

Model: CDR6HC-W

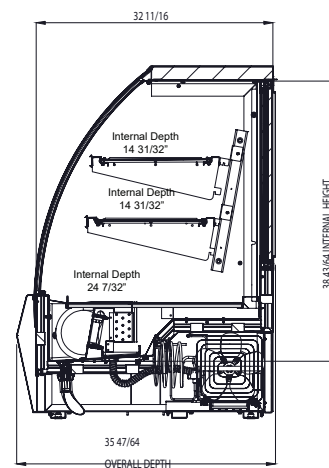
### Model Views



### PLAN VIEW



### ELEVATION VIEW



### SIDE VIEW

### \*ELECTRICAL CONNECTION



120/60/1  
NEMA 5-15P

Units pre-wired at factory  
and include 8' long cord  
and plug set.



3779 Champion Blvd., Winston-Salem, NC 27105 1-888-845-9800 Fax: 1-336-245-6453 Beverage-Air.com Sales@bevair.com

an Ali Group Company



The Spirit of Excellence