

# STANDARD DUTY - 300 LB. (135 KG) CAPACITY

## TRADITIONAL UTILITY CARTS | STAINLESS STEEL

Transporting | Standard Duty



Model #311

- ▶ What qualifies these carts for the Standard Duty rating:
  - Durable, unitized electronically welded stainless steel angle leg design.
  - Reinforced, hemmed front on 22 gauge stainless steel shelves, adds strength where it is needed. Legs are 20 gauge stainless steel.
- ▶ Sound deadening panels under shelves restrict vibration and noise.
- ▶ Bumpers on legs and handles protect walls and furniture.
- ▶ Cleans and sanitizes easily.

Model	# of	Shelf Description		Overall Size			Lake-Glide® Casters		Case Weight		Case Cube		FedEx UPS	OK
		Size	Clearance	W	L	H	Type	Dia.	Lbs.	(Kg)	Cu. ft.	(m <sup>3</sup> )		
311	3	15 <sup>1</sup> / <sub>2</sub> " x 24" (394 x 610)	11 <sup>3</sup> / <sub>4</sub> " (298)	16 <sup>1</sup> / <sub>4</sub> " (413)	27 <sup>1</sup> / <sub>2</sub> " (699)	32 <sup>1</sup> / <sub>8</sub> " (816)	All swivel	3 <sup>1</sup> / <sub>2</sub> " (89)	29	(13.2)	10.9	(.42)	OK	
322	3	18" x 27" (457 x 686)	12 <sup>1</sup> / <sub>4</sub> " (311)	18 <sup>3</sup> / <sub>8</sub> " (467)	30 <sup>3</sup> / <sub>4</sub> " (781)	33" (838)	All swivel	3 <sup>1</sup> / <sub>2</sub> " (89)	32	(14.5)	16.3	(.63)	NA	
316 *	3	15 <sup>1</sup> / <sub>2</sub> " x 24" (394 x 610)	9 <sup>1</sup> / <sub>4</sub> " (235)	16 <sup>1</sup> / <sub>4</sub> " (413)	27 <sup>1</sup> / <sub>2</sub> " (699)	33 <sup>3</sup> / <sub>8</sub> " (848)	All swivel	3 <sup>1</sup> / <sub>2</sub> " (89)	33	(14.9)	10.9	(.42)	OK	

\*Includes Guard Rail on open edge of top and middle shelf, all 4 sides of bottom shelf.

**Freight Class: 125**

OPTIONS | 4" (102) 2 ea. swivel w/brake casters, see page 41.

Perimeter strip bumper, see page 41.

Accessories include: detachable silverware and waste boxes, see page 42.

REPLACEMENTS | Lake-Glide casters and wheels available as replacements for all Lakeside carts.






Model #2500



Model #2000


## FRONT-OF-THE-HOUSE UTILITY CARTS STAIN RESISTANT POLYETHYLENE

- ▶ What qualifies these carts for the Standard Duty rating:
  - Durable, impact resistant polyethylene construction.
- ▶ Ideal for dining room bussing or set-up / tray station.
- ▶ Attractive design for a front-of-the-house look. Resists stains to keep its professional appearance.
- ▶ 2000 Series is neutral beige to complement any decor.
- ▶ 2500 Series is has black shelves with brushed aluminum legs for a contemporary look.

Model	# of	Shelf Description		Overall Size			Lake-Glide® Casters		Case Weight		Case Cube		FedEx UPS	OK
		Size	Clearance	W	L	H	Type	Dia.	Lbs.	(Kg)	Cu. ft.	(m <sup>3</sup> )		
2000	3	16" x 24" (406 x 610)	12 <sup>1</sup> / <sub>8</sub> " (308)	17 <sup>1</sup> / <sub>8</sub> " (435)	32 <sup>1</sup> / <sub>2</sub> " (826)	34 <sup>7</sup> / <sub>8</sub> " (886)	All swivel	4" (102)	32	(14.5)	3.3	(.09)	OK	
2001	4	16" X 24" (406 x 610)	12 <sup>1</sup> / <sub>8</sub> " (308)	17 <sup>1</sup> / <sub>8</sub> " (435)	32 <sup>1</sup> / <sub>2</sub> " (826)	48 <sup>1</sup> / <sub>4</sub> " (1226)	All swivel	4" (102)	42	(19.1)	4.7	(.13)	OK	
2500	3	16" x 25 <sup>1</sup> / <sub>2</sub> " (406 x 647)	11 <sup>1</sup> / <sub>2</sub> " (292)	17 <sup>1</sup> / <sub>2</sub> " (444)	31 <sup>3</sup> / <sub>4</sub> " (806)	38" (965)	All swivel	4" (102) 2 w/brake	35	(15.8)	3.5	(.1)	OK	

OPTIONS | Detachable plastic silverware and waste boxes. See page 42.

**Freight Class: 125**

 KD denotes knocked down, shipped unassembled.

