

**REFRIGERATOR MANUFACTURER**  
**Turbo air**  
 more durable, efficient, beautiful

4184 E. Conant St.  
 Long Beach, CA 90808  
 Tel. 310-900-1000  
 Fax. 310-900-1077  
[www.turboairinc.com](http://www.turboairinc.com)

|                   |        |
|-------------------|--------|
| Project:          |        |
| Model #:          |        |
| Item #:           |        |
| Available W/H:    | Qty:   |
| Approval:         |        |
| AIA #:            | SIS #: |
| CSI Section 11400 |        |

## Solid Door Heated Cabinet

Reach-In  
**PRO Series**

**Model : PRO-26H(-L)  
 PRO-26H2(-L)**

### FEATURES & BENEFITS

- **Digital temperature control & monitor system**
    - Keeps food products safe by maintaining constant temperatures
    - Alarm beeps when doors are not sealed
    - Early warning alarm program detects issues before malfunction occurs
    - Digital display allows for easy monitoring
    - Sensitive touch display
  - **Ducted fan air distribution system**  
 Maintains temperature within the food zone
  - **On/Off switch**  
 ON/OFF switch is located on control panel
  - **All stainless steel cabinet construction**  
 The PRO series model boasts a stainless steel interior and a **22 gauge** stainless steel exterior (galvanized steel top, bottom). It guarantees the utmost in cleanliness and long product life. The PRO series model adds a touch of style to the most refined setting.
  - **Sturdy, clean stainless steel shelving**  
 Shelves are the most important part of cleanliness as they come in direct contact with food. After a while, PVC coated wire shelves may peel, rust and lead to unsanitary conditions. Only the Turbo Air PRO series uniquely provides stainless steel shelving.
  - **LED interior lighting**
  - **High-density polyurethane insulation**  
 The entire cabinet structure and solid doors are foamed-in-place using high density, CFC free polyurethane insulation.
  - **Full length stainless steel solid doors with locks**
  - **Self-closing doors with stay open feature at 120 degrees**
  - **Heated cabinet holds 140°F ~ 180°F for the best in food preservation**
  - **Lifetime guaranteed heavy duty hinges and handles**
- PRO-26H: Right hinged, 115V
  - PRO-26H-L: Left hinged, 115V
  - PRO-26H2: Right hinged, 208V
  - PRO-26H2-L: Left hinged, 208V





| Model                       | Swing Door | CU./FT. | #of Shelves | Wattage (W) | AMPS        | Crated Weight (lbs.) | L x D* x H† (inches)   |
|-----------------------------|------------|---------|-------------|-------------|-------------|----------------------|--|
| PRO-26H(-L)<br>PRO-26H2(-L) | 1          | 25      | 3           | 1550        | 13.5<br>7.5 | 304                  | 28 <sup>3</sup> / <sub>4</sub> x 33 <sup>7</sup> / <sub>8</sub> x 78 |

# Solid Door Heated Cabinet

Reach-In  
PRO Series

## Model : PRO-26H(-L) PRO-26H2(-L)

| ELECTRICAL DATA            | PRO-26H(-L)  | PRO-26H2(-L)   |
|----------------------------|--|--|
| Voltage                    | 115V/60Hz/1Ph  | 208~230V/115V/60Hz/1Ph   |
| Plug Type                  |  NEMA 5-15P |  NEMA L14-20P |
| Full Load Amperes          | 13.5   | 7.5  |
| Wattage (W)                | 1550   | 1550   |
| Cord Length (ft.)          | 8  | 8  |
| DIMENSIONAL DATA           |  |  |
| # of Doors                 | 1  | 1  |
| # of Racks Accepted        | 1  | 1  |
| Net Capacity (cu. ft.)     | 25   | 25   |
| Ext. Length Overall (in.)  | 28 <sup>3</sup> / <sub>4</sub> (730mm)   | 28 <sup>3</sup> / <sub>4</sub> (730mm)   |
| Ext. Depth Overall (in.)*  | 33 <sup>7</sup> / <sub>8</sub> (860mm)   | 33 <sup>7</sup> / <sub>8</sub> (860mm)   |
| Ext. Height Overall (in.)† | 78 (1982mm)  | 78 (1982mm)  |
| Int. Length Overall (in.)  | 22 (559mm)   | 22 (559mm)   |
| Int. Depth Overall (in.)   | 27 <sup>5</sup> / <sub>8</sub> (702mm)   | 27 <sup>5</sup> / <sub>8</sub> (702mm)   |
| Int. Height Overall (in.)  | 58 <sup>3</sup> / <sub>4</sub> (1493mm)  | 58 <sup>3</sup> / <sub>4</sub> (1493mm)  |
| # of Shelves               | 3  | 3  |
| Shelf Size (L x D) (in.)   | 23 <sup>1</sup> / <sub>2</sub> x 26 <sup>3</sup> / <sub>8</sub>                              | 23 <sup>1</sup> / <sub>2</sub> x 26 <sup>3</sup> / <sub>8</sub>                                |
| Net Weight (lbs.)          | 259  | 259  |
| Gross Weight (lbs.)        | 304  | 304  |

Design and specifications subject to change without notice.

Actual shipping weight may differ due to extra packing materials for product protection.

\* Depth does not include 1-1/4" for door handles.

† Height does not include 5" for caster height.

### ■ WARRANTY : 3 Year Parts and Labor Warranty

### ■ STANDARD FEATURES

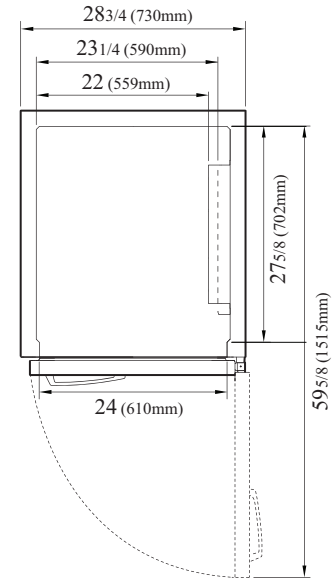
- Door locks
- 4" dia. swivel casters with locks on the front set
- Easy replaceable one piece magnetic door gaskets
- Solid and sturdy grille design

### ■ OPTIONAL ACCESSORIES

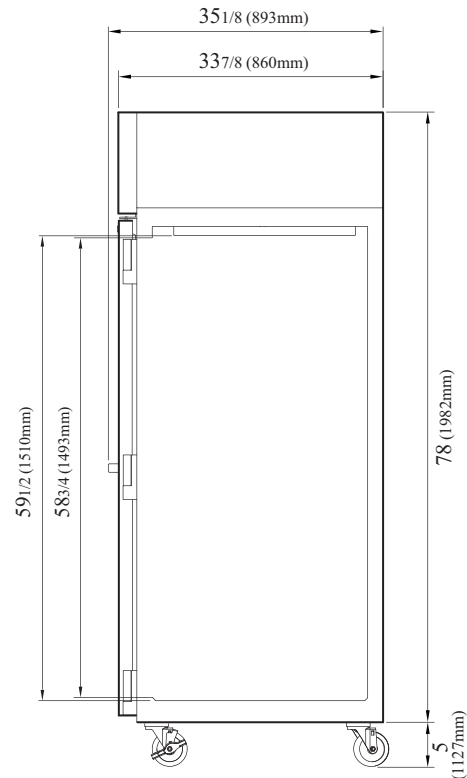
- 5" caster, 1/2" diameter & 13 TPI:  
M726500100 (non-brake), M726500200 (w/ brake)
- 4.7" leveling seismic leg (1/2", 13 TPI): 30221M0500
- 6" stainless steel leg: 30221M0600
- Additional stainless steel shelf: H26R901680
- Tray slides kits: TS1-N1(#1), TS1-N4(#4), TS1-UN(Universal)

## PLAN VIEW

(unit : inch)



TOP VIEW



SIDE VIEW

Ver.20230608



- Turbo Air : 800-627-0032
- GK : 800-500-3519
- Warranty : 800-381-7770
- AC : 888-900-1002

REFRIGERATOR MANUFACTURER  
**Turbo air**

GERMAN  
KNIFE

RADIANCE

REFRIGERATION SYSTEM  
**Turbo air**

**Texaking**

Continued product development may necessitate specification changes without notice.