



Project _____
 Item # _____
 Quantity _____

Hot/Cold Simulated Stone[▲] Shelves Built-In

Models: HCSSB-2418, -3018, -3618, -4818*
 HCSSBR-2418, -3018, -3618, -4818
 HCSSBX-2418, -3018, -3618, -4818

Give your operation ultimate flexibility with Hatco's innovative, patented Hot/Cold Simulated Stone Shelves Built-In. They easily transition between a heated to cold and cold to heated shelf! These sturdy, foodsafe shelves are available in three attractive Swanstone[®] colors.

The HCSSBR, HCSSBX unattached models have the added benefit of offering design flexibility for fabricators


Standard features

- Shelves change modes from hot to cold or vice versa in as little as 30 minutes, allowing quick change for different dayparts
- HCSSB units have unattached Condenser, attached Control Box
 HCSSBR units have unattached Condenser and Control Box
 HCSSBX units have no Condenser (condenser supplied by others) and unattached Control Box
- HCSSB(R) condensers utilize R-513A refrigerant
 HCSSBX models allow shelves to be cooled with other refrigerants
- With HCSSB models, condensing unit may be mounted up to 4' (1219 mm) away from the center of shelf
- Condensing unit features easy serviceability with sight glass, service valves, dryer/filter and receiver (HCSSB, HCSSBR models only)
- HCSSB models offer a long, flexible, refrigerant line which allows condensing unit to be pulled out for service
- Patented thermal break reduces condensation and temperature transfer on adjacent surfaces
- All units have an Electronic Temperature Control Box with a 4' (1219 mm) lead wire (Standard)
- Control Box can be mounted 4' (1219 mm) from center of the shelf (HCSSB models only)
- All models are bottom mount, flush with the countertop
- All models match the GRSSB Heated Built-In Shelves for an integrated look.
- Models shipped with a shelf assembly with a temperature probe, assembled TXV valve (shipped loose on HCSSBR, HCSSBX models), control box (shipped loose on HCSSBR, HCSSBX models), liquid line solenoid valve attached to the shelf (HCSSBX models only) and HCSSB, HCSSBR models include a condensing unit (HCSSB shipped attached, HCSSBR shipped loose)
- All models are not available with CE Mark

[▲] Models with simulated stone are Swanstone[®].

* HCSSB models available in Domestic, Canadian and Export Price Lists only.

For operation, location and safety information, please refer to the Installation & Operating Manual.



HCSSB-4818
 Condenser shipped loose and Control Box attached (in optional Bermuda Sand)



HCSSBR-4818
 Condenser and Control Box shipped loose (in optional Bermuda Sand)



HCSSBX-4818
 Control Box shipped loose (in optional Bermuda Sand)

Options (available at time of purchase only)

- Simulated stone[▲] color – Night Sky Standard – Non-standard colors are non-returnable
☐ Gray Granite ☐ Bermuda Sand
- ☐ Additional four year parts only warranty on the compressor available at time of purchase (U.S. and Canada only)
- ☐ Longer cord - allows Control Box to be located 7.5' (2286 mm) from unit – 4' (1219 mm) Standard (HCSSB Export models only)
- ☐ Longer conduit - allows Condenser to be located 7.5' (2286 mm) from unit – 4' (1219 mm) Standard (HCSSB Export models only)

HCSSB models only:



HATCO CORPORATION | P.O. Box 340500 Milwaukee, WI 53234-0500 U.S.A.
 (800) 558-0607 | (414) 671-6350 | www.hatcocorp.com | support@hatcocorp.com



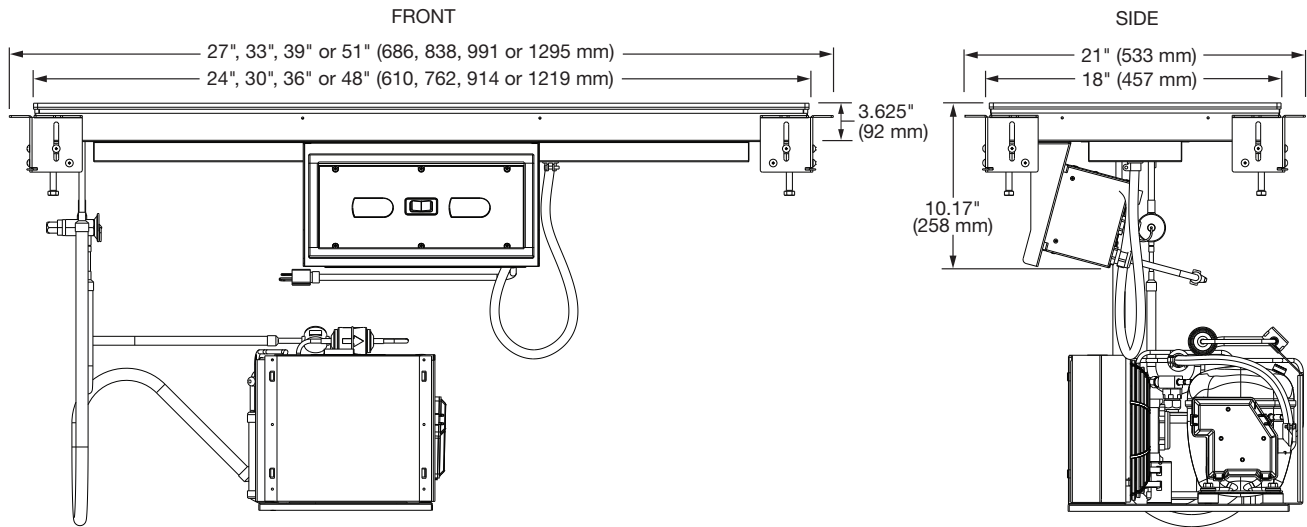
Hot/Cold Simulated Stone[▲] Shelves Built-In

Models: HCSSB-2418, -3018, -3618, -4818*

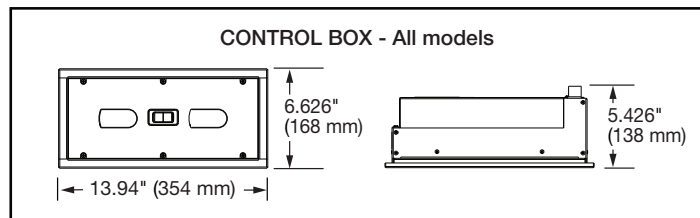
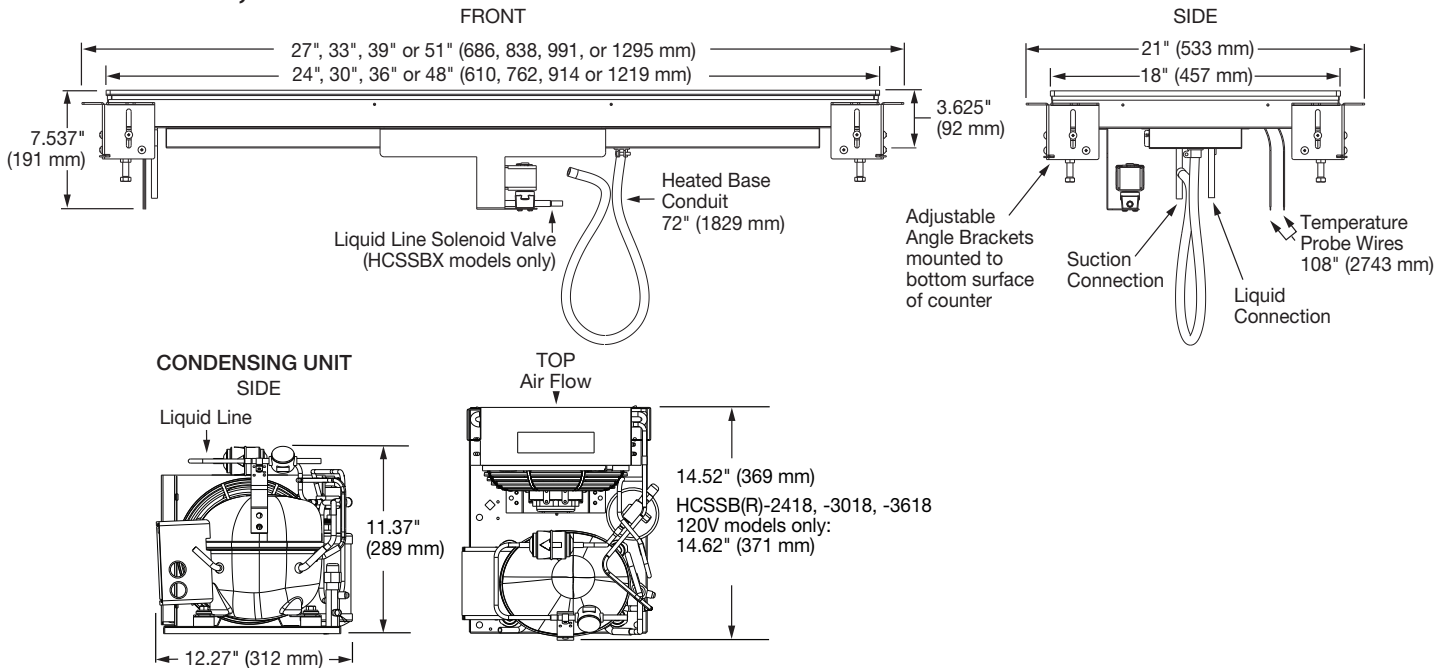
HCSSBR-2418, -3018, -3618, -4818

HCSSBX-2418, -3018, -3618, -4818

HCSSB*



HCSSBR, HCSSBX



[▲] Models with simulated stone are Swanstone®.

* HCSSB models available in Domestic, Canadian and Export Price Lists only.

HATCO CORPORATION

(800) 558-0607

(414) 671-6350

P.O. Box 340500 Milwaukee, WI 53234-0500 U.S.A.

www.hatcocorp.com

support@hatcocorp.com



Hot/Cold Simulated Stone[▲] Shelves Built-In

Models: HCSSB-2418, -3018, -3618, -4818[★]
 HCSSBR-2418, -3018, -3618, -4818
 HCSSBX-2418, -3018, -3618, -4818

SPECIFICATIONS

Hot/Cold Simulated Stone[▲] Shelves Built-In (flush to countertop)

The shaded areas contain electrical information for International models

Model ★	Overall Dimensions W x D x H	Usable Shelf Space W x D of heated/cooled surface	Comp. Size HP	Volts★	Cold Side Watts	Hot Side Watts	Amps	Hz	Plug	Approximate Ship Weight
HCSSB-2418	27" x 21" x 10.17" (686 x 533 x 258 mm)	24" x 18" (610 x 457 mm)	1/5	120	300	405	3.8	60	NEMA 5-15P	133 lb. (61 kg)
			1/3	220	1089	371	5.0	50	CEE 7-7 Schuko BS-1363, AS3112	
				230	1190	405	5.2			
				240	1296	441	5.4	60	BS-1363	
				220	1129	371	5.1			
				230	1234	405	5.4			
240	1344	441	5.6							
HCSSB-3018	33" x 21" x 10.17" (838 x 533 x 258 mm)	30" x 18" (762 x 457 mm)	1/5	120	300	510	4.3	60	NEMA 5-15P	150 lb. (68 kg)
			1/3	220	1089	467	5.0	50	CEE 7-7 Schuko BS-1363, AS3112	
				230	1190	510	5.2			
				240	1296	555	5.4	60	BS-1363	
				220	1129	467	5.1			
				230	1234	510	5.4			
240	1344	555	5.6							
HCSSB-3618	39" x 21" x 10.17" (991 x 533 x 258 mm)	36" x 18" (914 x 457 mm)	1/5	120	300	610	5.1	60	NEMA 5-15P	160 lb. (73 kg)
			1/3	220	1089	558	5.0	50	CEE 7-7 Schuko, BS-1363, AS3112	
				230	1190	610	5.2			
				240	1296	664	5.4	60	BS-1363	
				220	1129	558	5.1			
				230	1234	610	5.4			
240	1344	664	5.6							
HCSSB-4818	51" x 21" x 10.17" (1295 x 533 x 258 mm)	48" x 18" (1219 x 457 mm)	1/3	120	450	815	6.8	60	NEMA 5-15P	187 lb. (85 kg)
			3/8	220	826	746	3.8	50	CEE 7-7 Schuko, BS-1363, AS3112	
				230	904	815	3.9			
				240	984	887	4.1			
			1/3	220	1129	746	5.1	60	BS-1363	
				230	1234	815	5.4			
240	1344	887		5.6						

▲ Models with simulated stone are Swanstone[®] ★ Available in Domestic, Canadian and Export Price Lists only ✱ All voltages non-CE

SPECIFICATIONS

Hot/Cold Simulated Stone[▲] Shelves Built-In (flush to countertop)
 with unattached Condenser and Control Box

The shaded areas contain electrical information for International models

Model	Overall Shelf Dimensions W x D x H	Usable Shelf Space W x D of heated/cooled surface	Comp. Size HP	Volts*	Cold Side Watts	Hot Side Watts	Amps	Hz	Approximate Ship Weight
HCSSBR-2418	27" x 21" x 7.537" (686 x 533 x 191 mm)	24" x 18" (610 x 457 mm)	1/5	120	300	405	3.8	60	112 lb. (51 kg)
			1/3	220	1089	371	5.0	50	
				230	1190	405	5.2		
				240	1296	441	5.4	60	
				220	1129	371	5.1		
				230	1234	405	5.4		
			240	1344	441	5.6			
HCSSBR-3018	33" x 21" x 7.537" (838 x 533 x 191 mm)	30" x 18" (762 x 457 mm)	1/5	120	300	510	4.3	60	142 lb. (65 kg)
			1/3	220	1089	467	5.0	50	
				230	1190	510	5.2		
				240	1296	555	5.4	60	
				220	1129	467	5.1		
				230	1234	510	5.4		
			240	1344	555	5.6			
HCSSBR-3618	39" x 21" x 7.537" (991 x 533 x 191 mm)	36" x 18" (914 x 457 mm)	1/5	120	300	610	5.1	60	162 lb. (74 kg)
			1/3	220	1089	558	5.0	50	
				230	1190	610	5.2		
				240	1296	664	5.4	60	
				220	1129	558	5.1		
				230	1234	610	5.4		
			240	1344	664	5.6			
HCSSBR-4818	51" x 21" x 7.537" (1295 x 533 x 191 mm)	48" x 18" (1219 x 457 mm)	1/3	120	450	815	6.8	60	187 lb. (85 kg)
			3/8	220	826	746	3.8	50	
				230	904	815	3.9		
				240	984	887	4.1		
			1/3	220	1129	746	5.1	60	
				230	1234	815	5.4		
				240	1344	887	5.6		

▲ Models with simulated stone are Swanstone[®] ★ Available in Domestic, Canadian and Export Price Lists only ✱ All voltages non-CE

HATCO CORPORATION

(800) 558-0607

(414) 671-6350

P.O. Box 340500 Milwaukee, WI 53234-0500 U.S.A.

www.hatcocorp.com

support@hatcocorp.com



Hot/Cold Simulated Stone[^] Shelves Built-In

Models: HCSSB-2418, -3018, -3618, -4818*
 HCSSBR-2418, -3018, -3618, -4818
 HCSSBX-2418, -3018, -3618, -4818

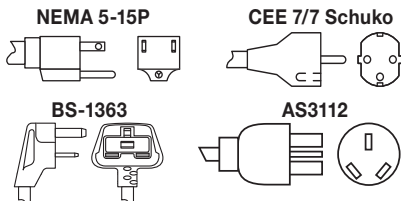
Hot/Cold Simulated Stone[^] Shelves Built-In (flush to countertop)
 with unattached Control Box only (no Condenser)

The shaded areas contain electrical
 information for International models

Model	Overall Shelf Dimensions W x D x H	Usable Shelf Space W x D	Volts*	Rated Watts	Rated Amps	Hz	Approximate Ship Weight
HCSSBX-2418	27" x 21" x 7.537" (686 x 533 x 191 mm)	24" x 18" (610 x 457 mm)	120	405	3.4	60	75 lb. (35 kg)
			220	371	1.7	50	
			230	405	1.8		
			240	441	1.8		
			220	371	1.7		
			230	405	1.8		
			240	441	1.8		
HCSSBX-3018	33" x 21" x 7.537" (838 x 533 x 191 mm)	30" x 18" (762 x 457 mm)	120	510	4.3	60	105 lb. (48 kg)
			220	467	2.1	50	
			230	510	2.2		
			240	555	2.3		
			220	467	2.1		
			230	510	2.2		
			240	555	2.3		
HCSSBX-3618	39" x 21" x 7.537" (991 x 533 x 191 mm)	36" x 18" (914 x 457 mm)	120	610	5.1	60	125 lb. (57 kg)
			220	558	2.5	50	
			230	610	2.7		
			240	664	2.8		
			220	558	2.5		
			230	610	2.7		
			240	664	2.8		
HCSSBX-4818	51" x 21" x 7.537" (1295 x 533 x 191 mm)	48" x 18" (1219 x 457 mm)	120	815	6.8	60	140 lb. (64 kg)
			220	746	3.4	50	
			230	815	3.5		
			240	887	3.7		
			220	746	3.4		
			230	815	3.5		
			240	887	3.7		

[^] Models with simulated stone are Swanstone[®] * Available in Domestic, Canadian and Export Price Lists only * All voltages non-CE

PLUG CONFIGURATION - HCSSB models only



COUNTERTOP CUTOUT SIZE

See Installation and Operating Manuals for more information

Model	Width with .375" (10 mm) radii	Depth with .375" (10 mm) radii
HCSSB-2418 HCSSBR-2418 HCSSBX-2418	24.375" (619 mm)	18.375" (467 mm)
HCSSB-3018 HCSSBR-3018 HCSSBX-3018	30.375" (772 mm)	18.375" (467 mm)
HCSSB-3618 HCSSBR-3618 HCSSBX-3618	36.375" (924 mm)	18.375" (467 mm)
HCSSB-4818 HCSSBR-4818 HCSSBX-4818	48.375" (1229 mm)	18.375" (467 mm)
All Models	Width	Height
Control Box Cut Out Dimensions	13.125" (333 mm)	5.625" (143 mm)

HATCO CORPORATION

(800) 558-0607 | (414) 671-6350

P.O. Box 340500 Milwaukee, WI 53234-0500 U.S.A.

www.hatcocorp.com | support@hatcocorp.com



Hot/Cold Simulated Stone[▲] Shelves Built-In

Models: HCSSB-2418, -3018, -3618, -4818[★]
HCSSBR-2418, -3018, -3618, -4818
HCSSBX-2418, -3018, -3618, -4818

R-513A REFRIGERANT OPERATING SPECIFICATIONS IN 75°F (24°C) AMBIENT

(Refer to the Installation section in the Installation and Operating Manual on the Hatco website)

- Suction Pressure: 6-9 PSIG (0.4-0.6 Bar)
- Discharge Pressure : 115-125 PSIG (7.9-8.6 Bar)
- Superheat: 4-10° F (2.2 to 5.6°C)
- Subcooling: 5-10° F (2.8 to 5.6°C)

FACTORY FILL RATES for R-513A REFRIGERANT (HCSSBR condensers are shipped without refrigerants)

Model	Fill Weight	Model	Fill Weight
HCSSB-2418	1 lb. 3 oz. (0.539 kg)	HCSSBR-2418	1 lb. 13 oz. (0.822 kg)
HCSSB-3018	1 lb. 5 oz. (0.595 kg)	HCSSBR-3018	1 lb. 15 oz. (0.879 kg)
HCSSB-3618		HCSSBR-3618	
HCSSB-4818	1 lb. 3 oz. (0.539 kg)	HCSSBR-4818	1 lb. 13 oz. (0.822 kg)

PRODUCT SPECS Hot/Cold Simulated Stone Shelf Built-In

The patented Hot/Cold Built-In Shelf shall be model ... as manufactured by the Hatco Corporation, Milwaukee, WI 53234 U.S.A.

The Hot/Cold Built-In Shelf shall be rated at ... watts, ... volts, and ... inches (millimeters) in overall width.

It shall utilize R-513A refrigerant and consist of food-safe simulated stone material

Unattached Hot/Cold Simulated Stone Shelf Built-In R or X model

The patented Unattached Hot/Cold Simulated Stone Shelf Built-In R or X model shall be model ... as manufactured by the Hatco Corporation, Milwaukee, WI 53234 U.S.A.

The Unattached Hot/Cold Simulated Stone Shelf Built-In R or X model shall be rated at ... watts, ... volts, and ... inches (millimeters) in overall width.

▲ Models with simulated stone are Swanstone®.

★ HCSSB models available in Domestic, Canadian and Export Price Lists only.

surface shelf assembly, condenser attached to evaporator with 5 foot (1524 mm) flexible tubing, adjustable bracket with cord and plug attached and attached Electronic Temperature Control Box.

Warranty consists of 24/7 parts and service assistance (U.S. and Canada only).

It shall utilize R-513A refrigerant and consist of food-safe simulated stone material surface shelf assembly with temperature probe, unattached TXV valve, unattached Electronic Temperature Control Box, unattached condenser (HCSSBR models only) and solenoid valve attached to shelf (HCSSBX models only).

Warranty consists of 24/7 parts and service assistance (U.S. and Canada only).

HATCO CORPORATION | P.O. Box 340500 Milwaukee, WI 53234-0500 U.S.A.
(800) 558-0607 | (414) 671-6350 | www.hatcocorp.com | support@hatcocorp.com