

Models  WS-2  WS-3  WS-4  WS-5  WS-6

PRODUCT:

QUANTITY:

ITEM:

## Designed Smart

### Dependable Heat for Your Warming Needs!

- APW Wyott Warming Shelves are designed to hold all potentially hazardous foods at required NSF temperatures.
- Unique rope heat system provides uniform heat to your food.
- Designed to provide a rapid heat start-up to bring temperatures up to 212° degrees.

### Excellent for all Serving Occasions!

- Ideal for server-to-customer pass-through areas, cafeteria, and buffet lines.
- Provided in 5 different lengths for your specific serving requirements.
- Built with ½” rubber feet to prevent the unit from sliding while on the serving line.

### Easy to Clean!

- Stainless steel surfaces wash off easier and withstand repeated abuse.

## APW Wyott® Design Features

- Stainless steel construction resists corrosion and wear and tear from incremental handling in serving areas
- Infinite temperature control knob on operator side.
- Six foot cord and plug.
- ½” natural rubber feet.



Model WS-3 Warming Shelf



Model WS-5 Warming Shelf

## Reliability backed by APW Wyott's Warranty

All APW Wyott Warming Shelves are backed by a 1-year limited warranty and a 1-year on-site labor warrant.

- Certified by the following agencies:



See reverse side for product specifications.

PRODUCT:

QUANTITY:

ITEM:

## PRODUCT SPECIFICATION

### Construction:

Stainless steel construction, 1/2" rubber feet.

### Electrical Information:

120V units come with 6' cord and NEMA5-15P plug.  
 220V units come with 6' cord and EURO plug (CE unit).  
 208/240V units come with 6' cord and NEMA 6-15P plug.

### Electrical Specifications:

WS-2: 120V, 200W, 60 Hz, 1.7Amps  
 208V, 200W, 1.0 Amps  
 220V, 200W, 0.9 Amps  
 240V, 200W, 0.8 Amps

WS-3: 120V, 300W, 60Hz, 2.5 Amps  
 208V, 300W, 1.4 Amps  
 220V, 300W, 1.3 Amps  
 240V, 300W, 1.2 Amps

WS-4: 120V, 400W, 60 Hz, 3.3 Amps  
 208V, 400W, 1.9 Amps  
 220V, 400W, 1.8 Amps  
 240V, 400W, 1.7 Amps

WS-5: 120V, 500W, 60 Hz, 4.2 Amps  
 208V, 500W, 2.4 Amps  
 220V, 500W, 2.2 Amps  
 240V, 500W, 2.1 Amps

WS-6: 120V, 600W, 60 Hz, 5.0 Amps  
 208V, 600W, 2.9 Amps  
 220V, 600W, 2.7 Amps  
 240V, 600W, 2.5 Amps

### Overall Dimensions:

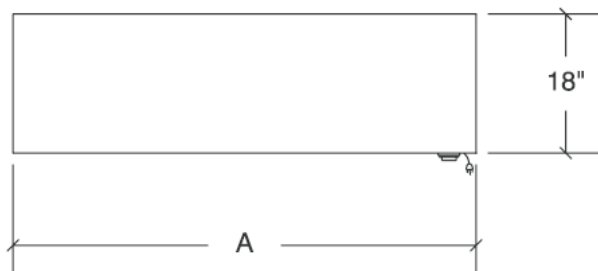
WS-2: 2 3/8"H x 18"W x 24"L  
 (60 cm x 45.7 cm x 61.0 cm)  
 WS-3: 2 3/8"H x 18"W x 36"L  
 (60 cm x 45.7 cm x 91.4cm)  
 WS-4: 2 3/8"H x 18"W x 48"L  
 (60 cm x 45.7 cm x 121.9cm)  
 WS-5: 2 3/8"H x 18"W x 60"L  
 (60 cm x 45.7 cm x 152.4cm)  
 WS-6: 2 3/8"H x 18"W x 72"L  
 (60 cm x 45.7 cm x 182.9cm)

### Shipping:

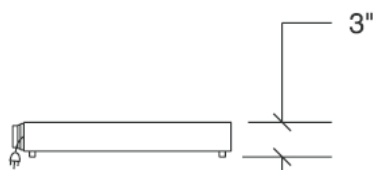

WS-2: 27 lbs (12.3kg)                      WS-5: 56 lbs (25.5kg)  
 WS-3: 38 lbs (17.2kg)                      WS-6: 70 lbs (31.8kg)  
 WS-4: 49 lbs (22.7kg)

Freight Class: 100

FOB: Allen, TX 75013



A			
WS-2	24"	WS-5	60"
WS-3	36"	WS-6	72"
WS-4	48"		



\*APW Wyott reserves the right to modify specifications or discontinue models without incurring obligation.