



Project \_\_\_\_\_  
 AIA # \_\_\_\_\_ SIS # \_\_\_\_\_  
 Item # \_\_\_\_\_ Quantity \_\_\_\_\_ C.S.I. Section 114000

## R/A Series

26" Wide Reach-In Refrigerator  
 32" Deep, Self-Contained



Models listed to the applicable UL, CSA and NSF standards by an approved NRTL. Consult the factory or unit data plate for additional information.

## AVAILABLE CONFIGURATIONS

### R-Series Models

RHT132NUT-FHS  
 RHT132NUT-HHS

### Door(s)

Full Height Solid  
 Half Height Solid

### A-Series Models

AHT132NUT-FHS  
 AHT132NUT-HHS

### Door(s)

Full Height Solid  
 Half Height Solid

- GUARANTEED FOR LIFE CAM-LIFT HINGES
- GUARANTEED FOR LIFE HORIZONTAL WORK FLOW DOOR HANDLES (SOLID DOORS ONLY)



ENERGY STAR® Listed Commercial Refrigerator  
 For full listing visit [energystar.gov](http://energystar.gov)

## STANDARD PRODUCT FEATURES

- Traulsen's Smart Control™ with LED Display
- Stainless Steel Exterior & Interior
- Balanced, Self-Contained Refrigeration System Using R-290
- Variable Speed Compressor Adapts to Work Environment
- Full or Half-Height Stainless Steel Door(s) with Lock(s)
- Anti-Condensate Door Perimeter Heater
- Self-Closing Doors with Stay Open Feature at 120 Degrees
- Standard Door Hinging: 132N = Left (other hings available)
- Automatically Activated LED Lights
- Stainless Steel Breaker Caps
- (3) Adjustable, Coated Wire Shelves Per Section, Supported on Shelf Pins (factory-installed)
- Automatic Non-Electric Condensate Evaporator
- Magnetic Snap-In EZ-Clean™ Door Gaskets
- Gasket-Protecting Raised Door Liners
- Thermostatic Expansion Valve Metering Device
- Stainless Steel One-Piece Louver Assembly
- 9' Cord & Plug Attached
- Set of (4) 6" High Adjustable Stainless Steel Legs

## ACCESSORIES & OPTIONS

- SmartConnect™ Monitoring App with Wi-Fi Connectivity
- Stainless Steel Finished Back with Rear Louvers
- Option to Relocate Electrical Box
- Accommodates EZ-Clean™ Tray Racks, fits (1) 18" x 26" sheet pan per level
- #1 Type Trayslides to Accommodate either (1) 18" x 26" or (2) 14" x 18" Sheet Pans
- #4 Type Trayslides to Accommodate 18 to 19 Levels for 18" x 26" Pans
- Universal Type Trayslides to Accommodate Either (1) 18" x 26" or (2) 14" x 18", or (2) 12" x 20" Pans
- Additional Coated Wire or Optional Stainless Steel Shelves
- Stainless Steel Banking Strip
- EZ-Open™ Foot Pedal (full-height doors only)
- Positive Action Latch (consult factory)
- Locking Hasps (padlocks supplied by others)
- Kool Klad™ Exterior Laminate Decor (consult factory)
- Set of (4) 4 1/8" or 6" High Casters in Lieu of Legs
- 6" Stainless Steel Flanged Legs
- Other Support Options: 4 1/2" High Base or 6" High Kickplate (with standard legs)
- Clear Glass Door(s) in Place of One or More Solid Door(s)
- Heat Shield
- Remote Glycol Application (consult factory)

**\*Remote application available,  
 see form TR35837 for details.**

Approved by \_\_\_\_\_ Date \_\_\_\_\_ Approved by \_\_\_\_\_ Date \_\_\_\_\_



## R/A Series

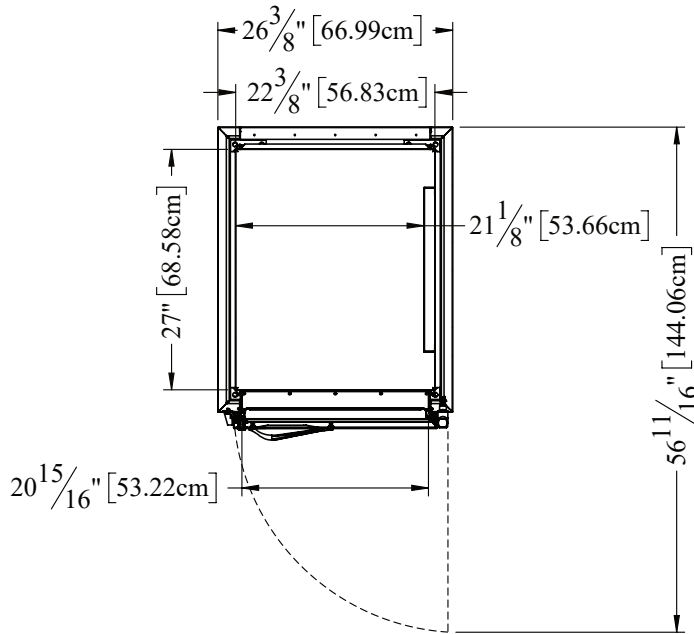
26" Wide Reach-In Refrigerator  
32" Deep, Self-Contained

### MODELS:

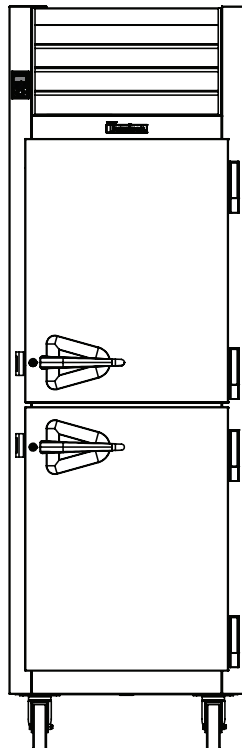
RHT132NUT-HHS, AHT132NUT-HHS

CAD and/or Revit Files Available

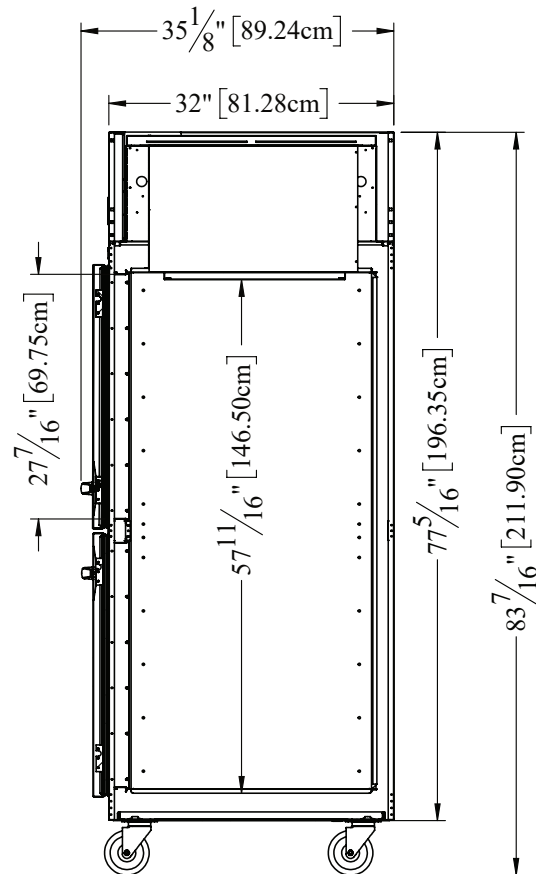
<https://traulsen.klccad.com/>



TOP VIEW



ELEVATION



SIDE VIEW



## R/A Series

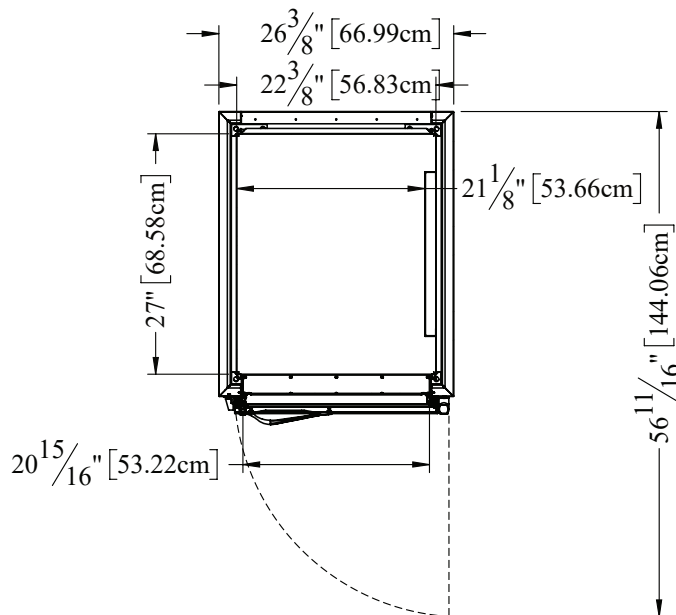
26" Wide Reach-In Refrigerator  
32" Deep, Self-Contained

### MODELS:

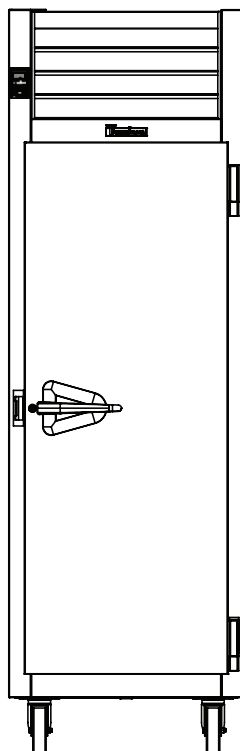
RHT132NUT-FHS, AHT132NUT-FHS

CAD and/or Revit Files Available

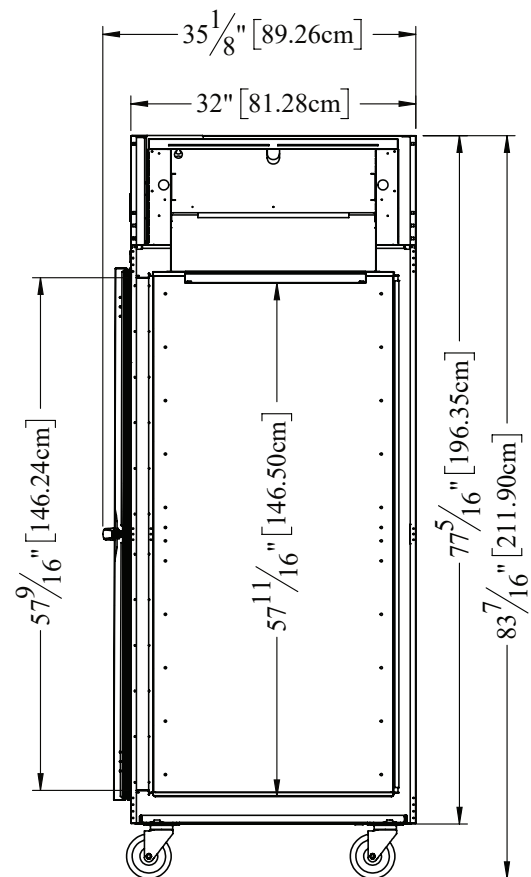
<https://traulsen.klccad.com/>



TOP VIEW



ELEVATION



SIDE VIEW



# R/A Series

## 26" Wide Reach-In Refrigerator

### 32" Deep, Self-Contained

#### MODELS:

RHT132NUT-HHS, RHT132NUT-FHS  
AHT132NUT-HHS, AHT132NUT-FHS

#### EQUIPMENT SPECIFICATIONS

MODELS	R/AHT132NUT
DIMENSIONAL DATA	
Net capacity cu. ft.	21.13 [598.34 cu l]
Length - overall in.	26 3/8" [67 cm]
Depth - overall in.	35 1/8" [89.2 cm]
Depth - over body in.	32" [81.3 cm]
Depth - door open 90° in.	56 11/16" [144 cm]
Clear door width in.	20 15/16" [53.2 cm]
Clear half-door height in.	27 7/16" [69.7 cm]
Clear full-door height in.	57 9/16" [146.2 cm]
Height - overall on 6" legs <sup>2</sup>	83 7/16" [211.9 cm]
No. Standard Shelves	3
Shelf area sq. ft. <sup>3</sup>	12.11 [1.13 sq. m]
ELECTRICAL DATA	
Voltage   Plug	115/60/1   NEMA 5-15P
Full Load Amperes   kWh/24HR <sup>4</sup>	7.6   1.4 kWh/Day
REFRIGERATION DATA	
Refrigerant	R-290
Refrigerant Charge Amount oz.	4.8 [136 g]
BTU/HR   H.P. <sup>1</sup>	2875   1/2 HP
SHIPPING DATA	
Length - Crated in.	48" [121.9 cm]
Width - Crated in.	42" [106.7 cm]
Height - Crated in.	85" [215.9 cm]
Volume - Crated cu. ft.	99.17 [2808.2 cu l]
Weight - Crated lbs.	444 [201.4 kg]

**NOTES:** Figures in parentheses reflect metric equivalents.

1. Based on a 90°F ambient and 20°F evaporator.
2. 12" Top clearance preferred for optimum performance & service access.
3. Area of standard shelf compliment only, does not include storage area of additional shelves or available on cabinet bottom.
4. kWh/24HR = Kilowatt usage per 24 hours

When ordering please specify: Voltage, Hinging, and Options.

Equipped with one NEMA 5-15P Plug



#### CONSTRUCTION, HARDWARE, INSULATION

Cabinet exterior front, one piece sides, louver assembly & doors are constructed of heavy gauge stainless steel. Cabinet interior & door liners are also constructed of heavy gauge stainless steel. The exterior cabinet top, back & bottom are constructed of heavy gauge galvanized steel. A set of four (4) adjustable 6" high stainless steel legs are included.

Doors are equipped with a gasket-protecting metal door pan, removable plug cylinder locks & guaranteed for life cam-lift, gravity action, self-closing metal, glide hinges with stay open feature at 120 degrees. Hinges include a concealed switch to automatically activate the interior LED lighting. Guaranteed for life, work flow door handle is mounted horizontally over recess in door which limits protrusion from door face into aiseways. Doors have seamless, polished metal corners.

Gasket profile & EZ-Clean material simplify cleaning & increase overall gasket life. Anti-condensate heaters are located behind the door opening. Both the cabinet & doors are insulated with an average of 2" thick high density, non-CFC, foamed in place polyurethane.

#### SELF-CONTAINED REFRIGERATION SYSTEM

A top mounted, self-contained, balanced refrigeration system using environmentally friendly, low GWP R-290 refrigerant is conveniently located behind the one piece louver assembly. It features a thermostatic expansion valve, an air-cooled hermetic variable speed compressor, a large, high humidity evaporator coil located outside the food zone, and a top mounted non-electric condensate evaporator. A 9' cord and plug is provided. Standard operating temperature is 34 to 38°F.

#### CONTROL

Traulsen's Smart Control™ features advanced control algorithms & sophisticated diagnostic capabilities to optimize performance. Utilizing smart sensors, it adapts the operation of the refrigeration system to a variety of environments & usage patterns. The Smart Control also offers a complete set of visual alarms designed to alert the user to critical events such as power outages or a prolonged door opening. In the event of an alarm, a dedicated Alarm LED will illuminate, informing the user of the critical event and duration.

#### INTERIOR

Standard interior arrangements include three (3) coated wire shelves per section. Recommended load limit per shelf should not exceed 225 lbs. Optional trayslides may be purchased in combination with, or in lieu of these. Interior arrangements are installed at the factory.

#### WARRANTY

Both a six year parts and labor warranty and a seven year compressor warranty (self-contained models only) are provided standard.

CONTINUED PRODUCT DEVELOPMENT MAY NECESSITATE SPECIFICATION CHANGES WITHOUT NOTICE.