



# BEVERAGE-AIR®

PROJECT: \_\_\_\_\_  
 ITEM # \_\_\_\_\_ QTY: \_\_\_\_\_  
 MODEL # \_\_\_\_\_  
 AIA # \_\_\_\_\_ SIS # \_\_\_\_\_  
 APPROVED: \_\_\_\_\_

## SANDWICH PREP TABLES

### Model: SPE36HC-10C

TWO DOOR WITH 17" CUTTING BOARD



## 7 YEAR WARRANTY Parts, Labor, and Compressor

### CABINET CONSTRUCTION

- Stainless steel front, sides, top, door and grille (galvanized back & bottom)
- Interior liner is made of corrosion resistant aluminum
- Full electronic control
- Removable hoods made of matching stainless steel
- Airflow assures that product in open containers is kept below 41°F and above freezing
- Self-closing door with 120° stay-open feature on cartridge style hinges
- Easy door removal for service and cleaning
- Snap-in magnetic gaskets for positive door seal
- Painted aluminum door handle
- 17" Wide cutting board constructed of white polyethylene plastic
- Cutting board removable for cleaning
- Four (4) epoxy coated wire shelves
- (10) 1/6 size polycarbonate pans are included
- 6" Casters, with (2) brakes standard



### OPTIONS & ACCESSORIES

- |                                       |  |
|---------------------------------------|--|
| • Stainless steel back                | • Epoxy coated shelves                   |
| • Stainless steel interior            | • Shelf clips                            |
| • Clear lid                           | • Shelf dividers                         |
| • Left hinged door (at time of order) | • Bottle organizer                       |
| • Door lock                           | • Bun rack                               |
| • Overshelves (single or double)      | • Pan supports                           |
| • Crumb catcher kit                   | • Pan support crossbar                   |
| • Richlite cutting board              | • 6" Legs or 3" casters                  |
| • Night cover                         | • Low profile casters                    |
|                                       | • Remote option* (see note on back page) |

### REFRIGERATION SYSTEM

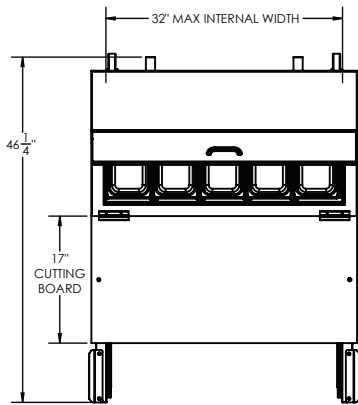
- Uses environmentally friendly, energy efficient R290 refrigerant, and meets all regulatory requirements for CARB, SNAP, DOE & more
- Adaptive defrost
- Epoxy coated evaporator coil
- Enhanced airflow maintains temperature between 36° to 38°F



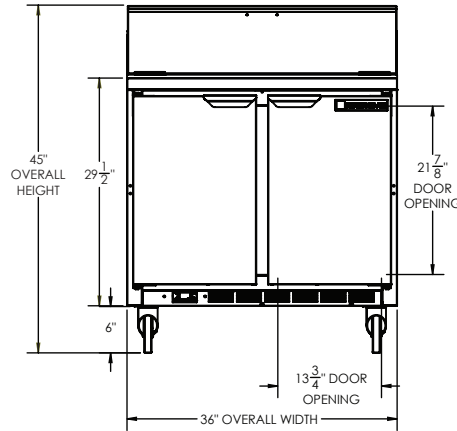
# BEVERAGE-AIR®

## Sandwich Prep Tables Model: SPE36HC-10C

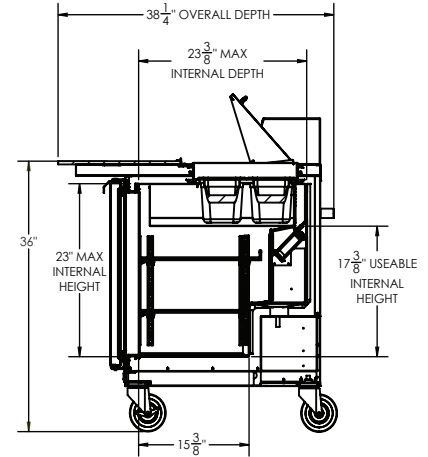
PLAN VIEW



ELEVATION VIEW



SIDE VIEW



### EXTERNAL DIMENSIONAL DATA

Width Overall (in)	36"
Depth Overall (in)	38 1/4"
Height Overall (in)	45"
Number of Doors	2
Depth with Door Open 90°	46 1/4"
Door opening (in.)	13 3/4" x 21 7/8"
Depth, Cutting Board	17"

### INTERNAL DIMENSIONAL DATA

NET Capacity (cubic ft.)	10.1
Internal Width Overall (in)	32"
Internal Depth Overall (in)	23 3/8"
Internal Height Overall (in)	23"
Number of Shelves	4

\*NOTE: Remote units are field wired and come with 6" legs. Refrigerant must be specified at time of order.

We reserve the right to change specifications and product design without notice. Such revisions do not entitle the buyer to corresponding changes, improvements, additions or replacements for previously purchased equipment. Dimensional tolerances +/- 1/4". Metric dimensions (MM).

### ELECTRICAL DATA

Full Load Amps	2
Voltage	115/60/1
Nema Plug (8' cord)	5-15P

### REFRIGERATION DATA

Horsepower	1/6
Capacity (BTU/Hr)	1140
Heat Rejection (BTU/Hr)	1710
Charge (lbs/grams/ounces)	0.243 / 110 / 3.89

### SHIPPING DATA

Gross Weight - Crated	238 lbs.
Height - Crated (in)	44"
Width - Crated (in)	38"
Depth - Crated (in)	35"

### ELECTRICAL CONNECTION



115/60/1  
NEMA 5-15P

Unit pre-wired at factory and include 8' long cord and plug set.

Required Clearance: 3" Bottom & 2" Rear

3779 Champion Blvd., Winston-Salem, NC 27105 | 888-845-9800 | Fax: 336-245-6453 | Beverage-Air.com | Sales@bevair.com

Date Issued 2/26 | Printed in U.S.A.