

# Champion®

The Dishwashing Machine Specialists

PROJECT: \_\_\_\_\_

ITEM # \_\_\_\_\_ QTY: \_\_\_\_\_

MODEL # \_\_\_\_\_

AIA # \_\_\_\_\_ SIS # \_\_\_\_\_

## UH 230B

### UNDERCOUNTER HIGH TEMPERATURE



Rendered image is for general visual representation only. Please refer to specifications for the latest detailed product information.

#### OPTIONS & ACCESSORIES

- Additional Dish Racks
  - Peg
  - Flat
- 17" Stand Stainless Steel
- 8" Leg Stand
- 3 Phase Connection (prewired at factory)
- 1" Roller Kit available (includes 4 casters)
- Power Cord Kit
- Drain water tempering kit (unmounted)
- Chemical alarm kit (mounted)

#### STANDARD FEATURES

- **Energy Star® Qualified**
- **Shear Energy**  
a reduction in energy requirements while maximizing performance
- **Multi-Power includes "Multi-Volt" and "Multi-Phase"** Allows for infield conversion to 208-240 volt and/or single to three phase with ease
- **StemSure™**  
soft start to protect glasses and dishes from chipping and breaking
- **Rinse Sentry**  
extends the cycle time to ensure 180°F/82°C final rinse
- **Built-In Electric Booster For 180°F/82°C Final Rinse Water** (standard 70°F/39°C rise)
- **316 Stainless Steel Tank**  
for improved corrosion resistance, an industry exclusive, all 130, 230 and 330 tanks are stainless steel
- **Pumped Drain**
- **Low-Water Tank Heat Protection**
- **Detergent And Rinse Aid Pumps**
- **Quiet Double-Wall Construction**
- **Door Safety Switch**
- **Independent Stainless Steel Interchangeable Upper And Lower Wash And Rinse Arms**
- **Top Mounted Slide-Out Controls**
- **Stainless Steel Top And Side Panels**
- **90-Second Total Cycle Time**
- **Extended Wash For Difficult Ware Cleaning & De-Liming**
- **Automatic Drain Cycle**
- **1 HP Motor**
- **Advanced Digital Temperature Monitoring**
- **Stainless Steel Construction**
- **NSF Certified Pot And Pan Cycle In Extended Wash Cycle**

#### SPECIFIER STATEMENT

Specified unit will be Champion model UH230B undercounter high temperature dishwashing machine with built-in booster heater. Features 90 second total cycle, extended wash, LED temp display, Rinse Sentry, rinse aid and detergent pumps, flexible fill and drain hoses, stainless steel top and side panels. Constructed of stainless steel.

1 year parts and labor warranty.

Note: Vent hood is not recommended, as unit does not produce excessive steam.

Note: Always follow local building code guidelines.



#### In the USA:

3765 Champion Blvd, Winston-Salem, NC 27105  
Tel: (336) 661-1556 Fax: (336) 661-1979  
[www.championindustries.com](http://www.championindustries.com)

#### In Canada:

2674 N. Service Rd., Jordan Station, Ontario, Canada LORISO  
Tel: (905) 562-4195 Fax: (905) 562-4618  
[www.championmoyerdiebel.ca](http://www.championmoyerdiebel.ca)

### SPECIFICATIONS

#### Capacities\*

Racks per hr.	40
Cycle time (seconds)	90

#### Motor Horsepower

Wash	1
------	---

#### Water Consumption

U.S. Gal./Imperial Gal. (Max. use) per hr.	23.4/19.2
U.S. Gal./Imperial Gal. per rack	.78/.64

#### Temperature °F/°C

Wash	150/66
Rinse	180/82

#### Heating

Tank heat, electric, (kW)	2.0
Electric booster (kW) required for 70°F/39°C rise	6

#### Time Cycle in seconds

Wash	70
Rinse	14
Total cycle	90

#### Standard 20" x 20" Rack Complement

Dish	1
Open	1

\* at 140°F incoming water

### Utilities

<b>1 Electrical</b> 208-240/60/1; 3 wire plus ground, (See box). 208-240/60/3; 4 wire plus ground, (See box). Field convertible to accept 3 phase power, see service manual for details
<b>2 Hot Water</b> 1/2" supply; 110°F/43°C Min. hot water connection for 70°F/39°C rise booster. Incoming supply pressure must maintain a Flow pressure of 20-22 PSI. If machine is sold without internal booster, a 1/2" PRV is required to be purchased. Machine equipped with 3/4" [19] garden hose connector.
<b>3 Pumped Drain</b> 5/8" [15.9] I.D. flexible reinforced hose, 6 ft. [1829] long. Max. drain flow 15 US gpm. [12.5 imp gal] Max. drain height 3 ft. [914]

#### 6kW UH230B with 70°F/39°C Rise Booster

Elec. Specs	Rated Amps	Minimum Supply Ckt. Conductor Ampacity	Maximum Overcurrent Protective Device
208-240/60/1	32-36	40	40
208-240/60/3	22-24	30	30

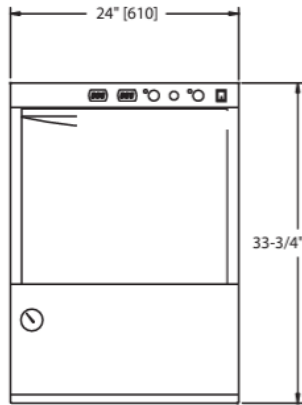
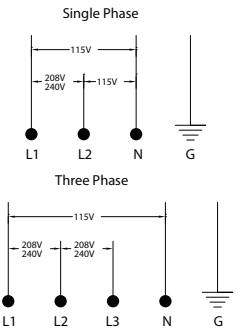
**Warning:** Plumbing, electrical connections should be made by qualified personnel who will observe all the applicable plumbing, sanitary and safety codes and the National Electrical Code.

**Note:** Electrical supply service must be a 3-wire plus ground for connection shown.

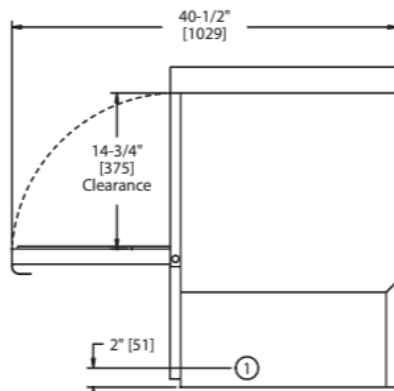
**Plumbing Notes:** Because of the variation in house-supplied steam and water pressures, steam and water pressure regulating valves (PRVs) may be needed. (Water PRV is standard on machines with booster.) The PRVs can either be purchased from Champion or obtained locally.

Champion does not endorse using on-demand (tankless) water heating systems, as well as PEX and other plumbing materials that may limit water flow, as these could impair machine performance. For optimal results, we recommend using appropriately sized conventional hot water tanks and standard copper water supply lines that adhere to our specifications. Not following these recommendations may void the manufacturer's warranty.

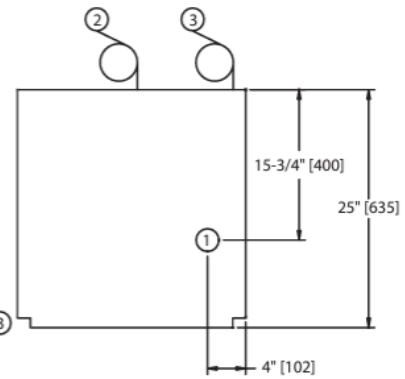
Water hardness of 3 grains/US Gal (0.83 Imp Gal) - 5.3 Mg/L or less



Front View



Side View



Plan View

In the USA: 3765 Champion Blvd, Winston-Salem, NC 27105 | Tel: (336) 661-1556 Fax: (336) 661-1979 | [www.championindustries.com](http://www.championindustries.com)

In Canada: 2674 N. Service Rd., Jordan Station, Ontario, Canada LORISO | Tel: (905) 562-4195 Fax: (905) 562-4618 | [www.championmoyerdiebel.ca](http://www.championmoyerdiebel.ca)