



BEVERAGE-AIR®

Project: _____
Item: _____
Location: _____
Approved: _____

AIA#

SIS#

TOP MOUNT DUAL TEMPERATURE

MODEL:
PRF12-12HC-1HS

PRF12-12HC Solid Half-Doors Refrigerator/Freezer
Hydrocarbon Series



3 Year Parts/Labor Warranty

Additional 4 Year Compressor Warranty

CABINET CONSTRUCTION

- Stainless steel exterior door, sides, and front (galvanized top, back & bottom)
- Interior corrosion resistant aluminum
- Stainless steel door liner
- Full electronic control with exterior digital thermometer
- Expansion valve technology
- Variable speed technology
- Stainless steel braker covers
- Dual temp refrigerator/freezer units provide two different operating temperature zones for different types of products
- Self-closing doors on cam-lift hinges, with 120° hold open feature
- One-piece snap-in magnetic door gaskets for positive seal
- Door locks standard
- Anti-Microbial door handles
- Three (3) heavy-duty epoxy coated shelves per section
- 6" Legs
- Refrigerator maintains product temperatures of 36°-38°F
- Freezers maintains product temperatures of -10°F

OPTIONS & ACCESSORIES

- Stainless steel back
- Stainless steel interior
- Zone Operating temperature configuration (R/R, F/R, F/F)
- Tray slide kit
- Left and right hand door swing (at time of order)
- 6" Casters or seismic/flanged legs
- Remote option* (see note on back page)

REFRIGERATION SYSTEM

- Uses environmentally friendly, energy efficient R290 refrigerant and meets all regulatory requirements for CARB, SNAP, DOE & more
- Hot gas condensate evaporator
- Adaptive defrost
- Epoxy coated evaporator coil

PRF12-12HC TOP MOUNT DUAL TEMP REACH-IN




Please verify qualifying units by visiting:
www.energystar.gov/cfs

3779 Champion Blvd., Winston-Salem, NC 27105
1-888-845-9800 Fax: 1-336-245-6453
Beverage-Air.com Sales@bevair.com



BEVERAGE-AIR®

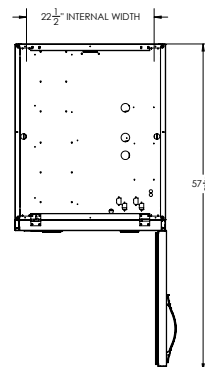
MODEL	PRF12-12HC-1HS
EXTERNAL DIMENSIONAL DATA	
Width Overall	26 ⁵ / ₈ "
Depth Overall with Handle	34 ⁵ / ₈ "
Height Overall	84 ³ / ₄ "
Number of Doors	2
Depth with Door Open 90°	57 ⁵ / ₈ "
Door Opening (in)	21 ¹ / ₂ " x 24 ⁵ / ₈ "
INTERNAL DIMENSIONAL DATA	
NET Capacity Refrigerator (cubic ft.)	8.99
NET Capacity Freezer (cubic ft.)	8.99
Internal Width Overall (in)	(2) 22 ¹ / ₂ "
Internal Width Overall (in)	26 ¹ / ₈ "
Internal Height Overall Top (in)	26 ⁵ / ₈ "
Internal Height Overall Bottom (in)	22 ³ / ₈ "
Number of Shelves	4
ELECTRICAL DATA (2) NEMA 5-15P	
Full Load Amperes Refrigerator	3.0
Full Load Amperes Freezer	7.0
REFRIGERATION DATA	
Horsepower* Refrigerator	1/6
Horsepower* Freezer	1/2
Capacity (BTU/Hr)* Refrigerator	1094
Capacity (BTU/Hr)* Freezer	1865
SHIPPING DATA	
Gross Weight - Crated lbs	399 lbs
Height - Crated	88"
Width - Crated	45"

*NOTE: Remote units are field wired and comes with 6" legs.
Refrigerant must be specified at time of order.

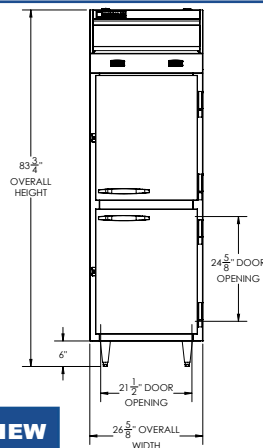
Top Mount Dual Temp Reach-In Model: PRF12-12HC-1HS

Model Views

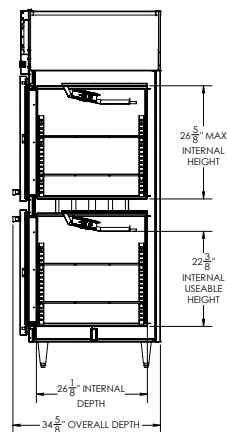
Required Clearance: Top 12", Rear 3", Sides 0"



PLAN VIEW



ELEVATION VIEW



SIDE VIEW

*ELECTRICAL CONNECTION



115/60/1
(2) NEMA 5-15P

Unit pre-wired at
factory and include
8' long cord and
plug set.



3779 Champion Blvd., Winston-Salem, NC 27105 1-888-845-9800 Fax: 1-336-245-6453 Beverage-Air.com Sales@bevair.com

an Ali Group Company



The Spirit of Excellence