



BEVERAGE-AIR

Project: _____	AIA#
Item: _____	
Location: _____	SIS#
Approved: _____	

PH2 PASS-THRU WARMING CABINET

P SERIES PASS-THRU WARMING CABINET
PH2 Solid Door Warming Cabinet

MODEL:
PH2-1S-PT



5 Year Parts/Labor Warranty Available

CABINET CONSTRUCTION

- Stainless steel exterior
- Interior liner is made of corrosion resistant aluminum
- Operational indicator panel contains thermometer and adjustable thermostat control which is accurately calibrated from 80°F to 180°F
- Manually controlled humidity vents are provided in the top of the cabinet
- Self closing doors with safety stops
- Heavy-duty cylinder lock and self-adjusting magnetic gasket
- Stainless steel breaker caps
- Cam-lift hinges
- Six (6) silver freeze shelves
- 6" Adjustable legs standard
- 8' Cord and plug (see electrical data for details)

OPTIONS & ACCESSORIES

- 3 Year parts/labor standard, additional 2 year warranty available
- Pan slides
- Stainless steel interior
- 3" or 6" Casters
- Left or right door hinge (at time of order)

ELECTRICAL SYSTEM

- 20 AMP breaker required for single door units
- Strip type 750-watt heating elements, operating on 208-240/60/1, having a total of 1500 watts per compartment
- Externally mounted blower system maintains even temperature through out the food zone area



Please verify qualifying units by visiting:
www.energystar.gov/cfs

3779 Champion Blvd., Winston-Salem, NC 27105
1-888-845-9800 Fax: 1-336-245-6453
Beverage-Air.com Sales@bevair.com



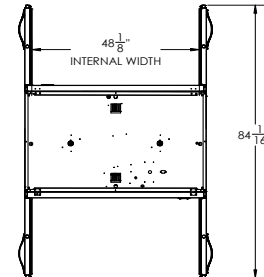
BEVERAGE-AIR®

MODEL	PH2-1S-PT
EXTERNAL DIMENSIONAL DATA	
Width Overall	52 1/8"
Depth Overall with Handle	38 3/8"
Height Overall	84 1/8"
Number of Doors	4
Depth with Door Open 90°	84 1/16"
Door Openings (in)	21 1/2" x 54 5/8"
INTERNAL DIMENSIONAL DATA	
NET Capacity (cubic ft.)	43.3
Internal Width Overall (in)	48 1/8"
Internal Depth Overall (in)	26"
Internal Height Overall (in)	56 5/8"
Number of Shelves	6
ELECTRICAL DATA	
Amps	11.3/13.0
Cabinet Voltage	208-240/60/1
Total Wattage (Heaters & Fan @240V)	3000
SHIPPING DATA	
Gross Weight - Crated	509 lbs
Height - Crated	87"
Width - Crated	55"
Depth - Crated	39"

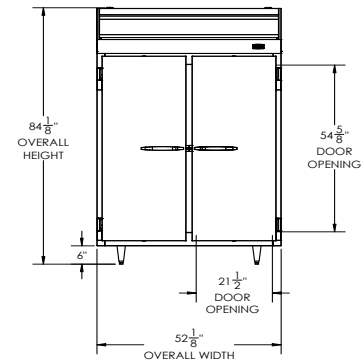
P Series Warming Cabinet Pass-Thru Model: PH2-1S-PT

Model Views

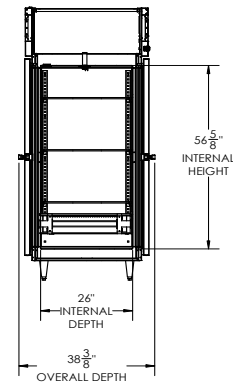
Required Clearance: Top 12"



PLAN VIEW



ELEVATION VIEW



SIDE VIEW



ELECTRICAL CONNECTION



208-240/60/1
NEMA 6-20P

Unit pre-wired at factory
and include 8' long cord
and plug set.