



# BEVERAGE-AIR

Project: _____	AIA#
Item: _____	
Location: _____	SIS#
Approved: _____	

HRP3HC TOP MOUNT REACH-IN REFRIGERATOR

## HORIZON TOP MOUNT REACH-IN HRP3HC Glass Triple Door Reach-In Refrigerator Hydrocarbon Series

MODEL:  
HRP3HC-1G



**7 Year Parts/Labor Warranty  
7 Year Compressor Warranty**

### CABINET CONSTRUCTION

- Exterior is stainless steel front and sides
- Interior liner is made of corrosion resistant aluminum
- Full electronic control
- One piece grille
- LED interior light
- Self-closing door with 120° stay-open feature, on cam-lift hinges
- Snap-in magnetic gaskets for positive door seal
- Nine (9) heavy-duty epoxy coated wire shelves
- 6" Heavy-duty casters, two (2) with brakes
- 8' Cord and plug (see electrical data for details)

### OPTIONS & ACCESSORIES

- Tray slide pair, 1 tray slide set for (1) 18" x 26" or (2) 14" x 18" pans (A)
- Stainless steel universal tray slide pair, 1 tray slide set for (1) 18" x 26" or (2) 14" x 18" pans (AC)
- Tray slide kit #4 (19 sets per half section)
- Additional shelves
- Shelf clips
- Door locks
- Stainless steel breaker
- 6" Legs seismic/flanged
- 3" Casters
- Remote option\* (see note on back page)

### REFRIGERATION SYSTEM

- Uses environmentally friendly, energy efficient R290 refrigerant, and meets all regulatory requirements for CARB, SNAP, DOE & more
- Hot gas condensate evaporator
- Adaptive defrost
- Epoxy coated evaporator coil
- Maintains product temperatures between 36°F and 38°F



Please verify qualifying units by visiting:  
[www.energystar.gov/cfs](http://www.energystar.gov/cfs)

3779 Champion Blvd., Winston-Salem, NC 27105  
1-888-845-9800 Fax: 1-336-245-6453  
Beverage-Air.com Sales@bevair.com



# BEVERAGE-AIR®

MODEL	HRP3HC-1G
<b>EXTERNAL DIMENSIONAL DATA</b>	
Width Overall	78"
Depth Overall with Handles	33 5/8"
Height Overall	85"
Number of Doors	3
Depth with Door Open 90°	55 1/8"
Door Openings (in)	21 5/8" x 61 3/4"
<b>INTERNAL DIMENSIONAL DATA</b>	
NET Capacity (cubic ft.)	71.52
Internal Width Overall (in)	74"
Internal Depth Overall (in)	25 7/8"
Internal Height Overall (in)	62"
Number of Shelves	9
<b>ELECTRICAL DATA</b>	
Full Load Amperes 115/60/1**	6.0
<b>REFRIGERATION DATA</b>	
Horsepower	1/3
Capacity (BTU/Hr)	2800
Heat Rejection (BTU/Hr)	4200
Charge (lbs/grams/ounces)	0.3307 / 150 / 5.30
<b>SHIPPING DATA</b>	
Gross Weight (crated lbs)	737 lbs
Height - Crated	88"
Width - Crated	80"
Depth - Crated	36"

\*NOTE: Remote units are field wired and come with 6" legs.  
Refrigerant must be specified at time of order.

We reserve the right to change specifications and product design without notice.  
Such revisions do not entitle the buyer to corresponding changes, improvements,  
additions or replacements for previously purchased equipment. Dimensional  
tolerances +/- 1/4". Metric dimensions (MM).

## ELECTRICAL CONNECTION



**115/60/1\*\***  
**NEMA 5-15P**

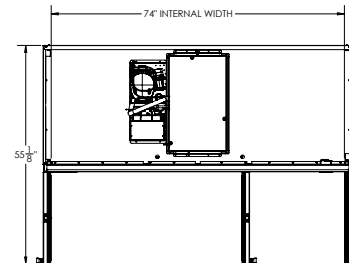
Unit pre-wired at  
factory and include  
8' long cord and  
plug set.

\*\* NOTE: Units that utilize variable speed compressor technology can experience  
nuisance tripping on Class A GFCI outlets which have a trip limit of 4 to 6 mA. To  
avoid this issue in a location that requires GFCI circuit protection, Beverage-Air  
recommends using either an Eaton, SCF20, or HUBBELL Model Number GFRST83W  
20A Heavy Duty Hospital Grade Self-Test GFCI Receptacle.

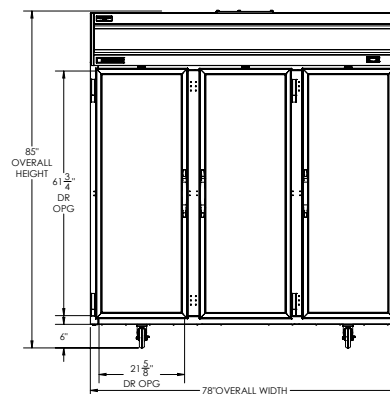
## Top Mount Reach-In Refrigerator Model: HRP3HC-1G

### Model Views

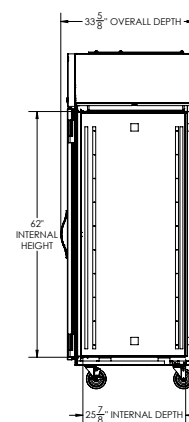
Required Clearance: Top 12" & Rear 3"



### PLAN VIEW



### ELEVATION VIEW



### SIDE VIEW



3779 Champion Blvd., Winston-Salem, NC 27105 1-888-845-9800 Fax: 1-336-245-6453 Beverage-Air.com Sales@bevair.com

