

Bugambilia® Classic Food Pans

An easy 1-to-1 switch from stainless steel.
To be used with standard adapter bars.

1/1
PANS



Full Size Food Pan

*IH1	4.3 qt., 20.9" x 12.8", 1.6" deep	4.1 L, 20.87 cm x 12.8 cm, 4 cm	1 ea.
IH1F	9 qt., 20.9" x 12.8", 2.6" deep	8.5 L, 53 cm x 32.5 cm, 6.5 cm	1 ea.
IH1FD	13.7 qt., 20.9" x 12.8", 3.9" deep	13 L, 53 cm x 32.5 cm, 10 cm	1 ea.

Full Size Food Pan w/ Vertical Divider

*IH1S2/4	4.2 qt., 20.9" x 12.8", 1.6" deep	4 L, 53 cm x 32.5 cm, 4 cm	1 ea.
-----------------	-----------------------------------	----------------------------	-------

1/2
PANS



Half Size Food Pan

*IH1/22	1.6 qt., 12.8" x 10.4", 1.6" deep	1.5 L, 32.5 cm x 26.5 cm, 4 cm	1 ea.
IH1/2	3.7 qt., 10.4" x 12.8", 2.6" deep	3.5 L, 26.5 cm x 32.5 cm, 6.5 cm	1 ea.
IH1/2D	6.3 qt., 10.4" x 12.8", 3.9" deep	6 L, 26.5 cm x 32.5 cm, 10 cm	1 ea.

1/2
LONG
PANS



Half Size Long Food Pan

*IH2/42	1.5 qt., 20.9" x 6.3", 1.6" deep	1.4 L, 53 cm x 16 cm, 4 cm	1 ea.
IH2/4	1.5 qt., 20.7" x 6.3", 2.6" deep	3.1 L, 52.5 cm x 16 cm, 6.5 cm	1 ea.
IH2/4D	3.6 qt., 20.7" x 6.3", 3.9" deep	3.4 L, 52.5 cm x 16 cm, 10 cm	1 ea.

Half Size Long Food Pan 2/4 w/ Horizontal Divider

IH2/41	3 qt., 20.7" x 6.3", 2.5" deep	2.79 L, 52.5 cm x 16 cm, 6.5 cm	1 ea.
*IH2/41D	3.2 qt., 20.7" x 6.3", 3.9" deep	3.06 L, 52.5 cm x 16 cm, 10 cm	1 ea.

2/3
PANS

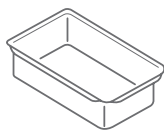


Two Third Size Food Pan

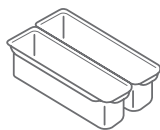
*IH2/3	4.4 qt., 13.58" x 12.8", 2.56" deep	4.2 L, 34.5 cm x 32.5 cm, 6.5 cm	1 ea.
*IH2/3D	7.4 qt., 13.58" x 12.8", 3.94" deep	7 L, 34.5 cm x 32.5 cm, 10 cm	1 ea.

*Not a stocked item. Allow 3-4 weeks for production.

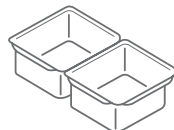
STANDARD FOOD PAN SIZE GUIDE



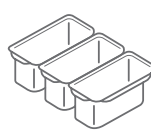
(1/1) FULL SIZE



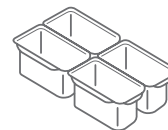
(1/2 LONG) HALF SIZE LONG



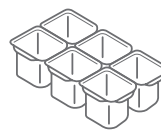
(1/2) HALF SIZE



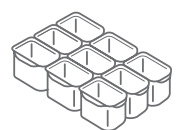
(1/3) THIRD SIZE



(1/4) FOURTH SIZE



(1/6) SIXTH SIZE



(1/9) NINTH SIZE

