



WF48B-D2

Worktop 48" Refrigerator with One Door and Two Drawers



WF48B-D2
09/22/25
Item # 13685

W x D x H

48" x 30" x 40"*
*with 6" casters



Item #: _____

Project: _____

Qty: _____

AIA#: _____

Features

- ▶ Engineered to maintain NSF-7 temperatures in 100°F ambient.
- ▶ Stainless steel exterior front, sides, and top with stainless steel interior top, sides, back, and floor
- ▶ Front breathing air flow design

- Environmentally friendly R290 hydrocarbon refrigerant
- Cabinet and drawers are insulated with 2" CFC free, foamed in place polyurethane
- Exclusive "stepped" door design to protect door gasket
- Spring assisted self-closing doors with stay open feature
- Field reversible doors
- Magnetic door gasket is easily removable for cleaning
- Drawer slides are constructed of 16 gauge stainless steel with acetal rollers
- Drawer frames are formed of 14 gauge stainless steel and securely fastened in the cabinet
- Top and bottom drawers will accommodate (1) 1/2 size pan & (1) 1/3 size pan. In addition, top drawer will also accommodate (1) 1/4 size pan and (1) 1/6 size pan. Alternate pan orientation (top drawers only) provides (1) full size pan positioned longways front to back and (3) 1/9 size pans
- Top and bottom drawers allow for 6" deep pans
- Extruded aluminum flush mount door and drawer handles
- Magnetic drawer gasket is easily removable for cleaning
- Hot gas condensate removal
- E-coated evaporator coil
- One epoxy coated shelf per door section is standard
- Anodized aluminum shelf supports adjustable in 1/2" increments
- Standard with 6" casters (two with brakes)
- 10 ft. cord and plug



Dimensions / Capacity

	Two-Section WF48B-D2
Interior Storage Capacity (CF) (AHAM)	12 ft ³
Overall Width x Depth (including 1" bumper)	48" x 31"
Height (including 4" casters)	40"
Door Opening Width x Height	19.5" x 23"
Drawer Opening Width x Height	19.5" x 9.25"
Depth with Door Fully Open (including 1" bumper)	52.5
Depth with Drawer Fully Open (including 1" bumper)	52"
Adjustable shelves / Shelf Dimensions (W x D)	1 / 21.5" x 16"
Crated Weight	310 lbs.
Crated Length x Width x Height	52.5" x 34" x 40.5"

Electrical / Refrigeration

	Two-Section WF48B-D2
Voltage	115/60/1
HACR Breaker	15.0 Amps
Electrical Connection (NEMA)	5-15P Ⓢ
Voltage Range	104-126
Ambient Temp. Range	45° to 100°F
Control Setpoint Range	-10° to 10°F
Amperage	4
Energy Consumption (kWh/day) @ASHRAE	3.6
Heat Rejection (BTU/Hr.) @NSF	756
Approx. Nominal Compres. BTU/HR (HP)	1426(1/3HP)
Refrigerant / Charge Amount (oz)	R290 (2.6 oz)

Options

- 2" Casters (HS-5037, set of 4)
- 4" Casters (HS-5035, set of 4)
- Foot pedal kit (HS-5555, Lft hinge)
- Foot pedal kit (HS-5556, Rt hinge)
- Door locks (factory request)
- Reversible door (field reversible)
- Stainless steel back panel (factory request)
- Overshelves (HS-5173 single)
- Overshelves (HS-5164 double)
- Addtl. Epoxy Shelves (HS-5059, 1pk)
- Addtl. Stainless Shelves (HS-5117, 1pk)
- Drawer divider bar (HS-4007, Vertical)
- Drawer divider bar (HS-5432, Horizontal)



Seven year warranty on labor, parts, and compressor. Valid in United States, Canada, Puerto Rico and U.S. Territories.

For more information, please visit hoshizakiamerica.com/support/warranty/

If GFCI is required, a GFCI breaker MUST be used in lieu of GFCI receptacle

Hoshizaki reserves the right to change specifications without notice.



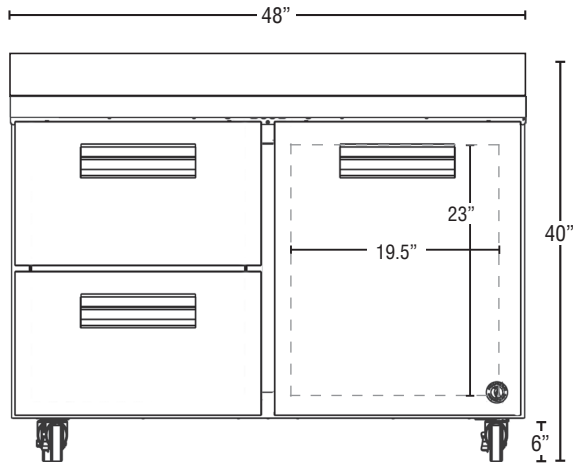
WF48B-D2

Worktop 48" Refrigerator with One Door and Two Drawers

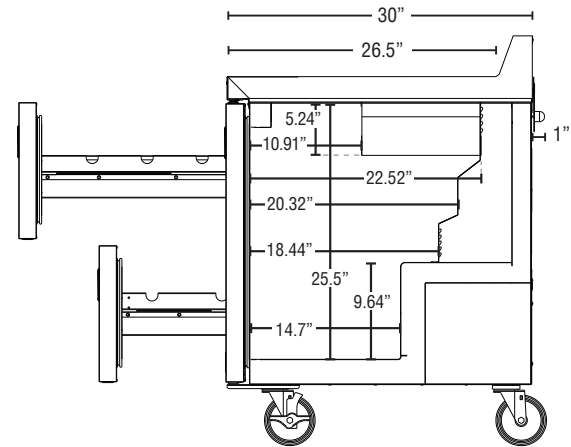


WF48B-D2
09/22/25
Item # 13685

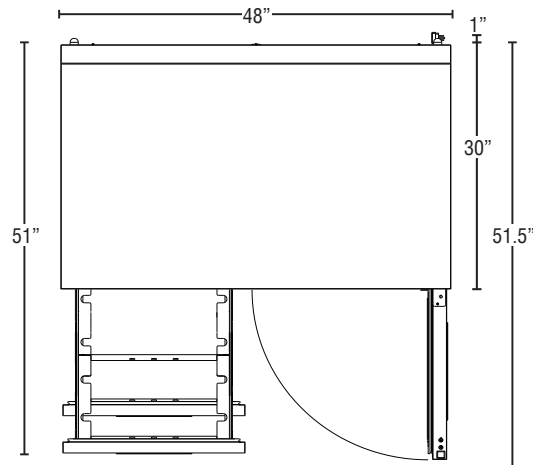
FRONT VIEW



SIDE VIEW



PLAN VIEW



Cabinet Construction

The exterior cabinet top, front, and sides, are constructed of high quality stainless steel. The exterior back and bottom are constructed of coated steel. The cabinet interior features stainless steel back, sides, and floor with a stainless steel top. One heavy duty epoxy coated shelf per section is standard. Mounted on anodized aluminum pilasters the shelves are adjustable in 1/2" increments. Cabinet walls are insulated with 2" CFC free foamed in place polyurethane. 6" polyolefin, stem casters (two with brakes) are standard.

Door Construction

Doors are constructed of high grade stainless steel exterior with an ABS interior liner and are insulated with 2" CFC free foamed in place polyurethane. Hoshizaki's exclusive "stepped" design protects the gasket while product is removed from the cabinet. Doors are provided with a one piece, extruded aluminum, flush mount handle. Spring assisted self-closing doors are equipped with a stay open feature past 90° degrees. Snap-in magnetic door gaskets are durable and easily removed for cleaning. Field reversible door hinging is standard and does not require a kit.

Drawer Construction

Drawer fronts are constructed of high grade stainless steel inside and out. Drawers are insulated with 2" free foamed in place polyurethane. The bottom drawers will accommodate 6" deep pans. Full size pans in the top drawer can be oriented longways from front to back. The top drawer will accommodate 6" deep pans with either orientation. The top drawer will also accommodate (1) 1/2 size pan & (1) 1/3 size pan 6" deep at the front of the drawer opening and provide capacity for (1) 1/4 size pan and (1) 1/6 size pan 6" deep in the rear of the drawer. HS-5432 is recommended for this configuration. Drawer frames are formed of 14 gauge stainless steel and securely fastened in the cabinet. The drawer slides are 16 gauge stainless steel with acetal rollers to prevent metal to metal contact between the drawer slides and reduce wear. The drawer slides have a dynamic load capacity of 175 lbs. and have been life tested (fully loaded) three hundred thousand openings and closings without showing significant wear. The flush mount handles are constructed of extruded aluminum. Snap-in magnetic drawer gaskets are durable and easily removed for cleaning.

Refrigeration System

The high efficiency refrigeration system is self-contained with an E-coated evaporator for extended life. Condensate removal is accomplished with an energy efficient non-electric evaporation system. A capillary tube controls the flow of environmentally friendly R290 refrigerant through the evaporator. Unit uses a heated, time initiated defrost to eliminate any ice on the evaporator coil. 115 volt units are equipped with a ten foot cord and plug (20.0 amps or less).