



# BEVERAGE-AIR®

Project: \_\_\_\_\_  
Item: \_\_\_\_\_  
Location: \_\_\_\_\_  
Approved: \_\_\_\_\_

AIA#

SIS#

## HORIZON TOP MOUNT REACH-IN HRPS1WHC Wide Reach-In Refrigerator Hydrocarbon Series

**MODEL:**  
**HRPS1WHC-1S**



**7 Year Parts/Labor Warranty**  
**7 Year Compressor Warranty**

### CABINET CONSTRUCTION

- Exterior is stainless steel front and sides
- Stainless steel interior
- Full electronic control
- One piece grille
- LED interior light
- Self-closing door with 120° stay-open feature, on cam-lift hinges
- Field reversible door
- Door lock
- Snap-in magnetic gaskets for positive door seal
- Three (3) heavy-duty epoxy coated wire shelves
- 6" Heavy-duty casters, two (2) with brakes
- 8' Cord and plug (see electrical data for details)

### OPTIONS & ACCESSORIES

- Additional shelves
- Shelf clips
- Stainless steel breaker
- 6" Legs seismic/flanged
- 3" Casters
- Remote option\* (see note on back page)

### REFRIGERATION SYSTEM

- Uses environmentally friendly, energy efficient R290 refrigerant, and meets all regulatory requirements for CARB, SNAP, DOE & more
- Hot gas condensate evaporator
- Adaptive defrost
- Epoxy coated evaporator coil
- Maintains product temperatures between 36°F and 38°F

**HRPS1WHC TOP MOUNT REACH-IN REFRIGERATOR**



Please verify qualifying units by visiting:  
[www.energystar.gov/cfs](http://www.energystar.gov/cfs)



3779 Champion Blvd., Winston-Salem, NC 27105  
1-888-845-9800 Fax: 1-336-245-6453  
Beverage-Air.com Sales@bevair.com



# BEVERAGE-AIR

| MODEL                            | HRPS1WHC-1S         |
|----------------------------------|---------------------|
| <b>EXTERNAL DIMENSIONAL DATA</b> |                     |
| Width Overall                    | 35"                 |
| Depth Overall with Handle        | 33 3/4"             |
| Height Overall                   | 85"                 |
| Number of Doors                  | 1                   |
| Depth with Door Open 90°         | 64 1/8"             |
| Door Opening (in)                | 30 5/8" x 61 5/8"   |
| <b>INTERNAL DIMENSIONAL DATA</b> |                     |
| NET Capacity (cubic ft.)         | 30.76               |
| Internal Width Overall (in)      | 31"                 |
| Internal Depth Overall (in)      | 26 1/8"             |
| Internal Height Overall (in)     | 62"                 |
| Number of Shelves                | 3                   |
| <b>ELECTRICAL DATA</b>           |                     |
| Full Load Amperes 115/60/1       | 2.7                 |
| <b>REFRIGERATION DATA</b>        |                     |
| Horsepower                       | 1/4                 |
| Capacity (BTU/Hr)                | 1702                |
| Heat Rejection (BTU/Hr)          | 2553                |
| Charge (lbs/grams/ounces)        | 0.2425 / 110 / 3.88 |
| <b>SHIPPING DATA</b>             |                     |
| Gross Weight (crated lbs)        | 432 lbs             |
| Height - Crated                  | 88"                 |
| Width - Crated                   | 41"                 |
| Depth - Crated                   | 33"                 |

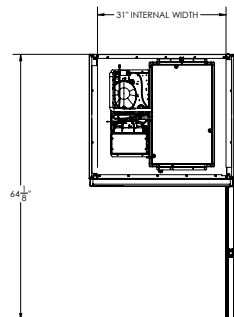
\*NOTE: Remote units are field wired and come with 6" legs.  
Refrigerant must be specified at time of order.

We reserve the right to change specifications and product design without notice.  
Such revisions do not entitle the buyer to corresponding changes, improvements,  
additions or replacements for previously purchased equipment. Dimensional  
tolerances +/- 1/4". Metric dimensions (MM).

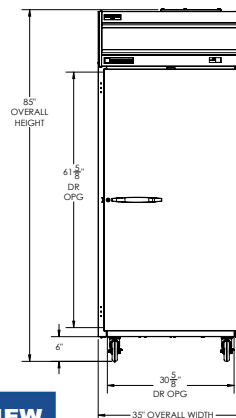
## Top Mount Reach-In Refrigerator Model: HRPS1WHC-1S

### Model Views

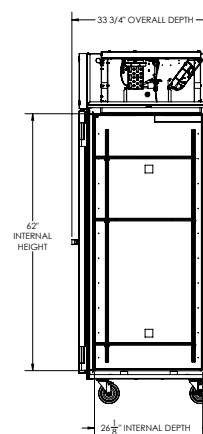
Required Clearance: Top 12" & Rear 3"



### PLAN VIEW



### ELEVATION VIEW



### SIDE VIEW

### ELECTRICAL CONNECTION



115/60/1  
NEMA 5-15P

Unit pre-wired at  
factory and include  
8' long cord and  
plug set.



3779 Champion Blvd., Winston-Salem, NC 27105 1-888-845-9800 Fax: 1-336-245-6453 Beverage-Air.com Sales@bevair.com

