



BEVERAGE-AIR

| | |
|-----------------|------------|
| Project: _____ | AIA# _____ |
| Item: _____ | |
| Location: _____ | SIS# _____ |
| Approved: _____ | |

VISTA® BOTTOM MOUNT REACH-IN FREEZER

FB49HC Solid Door Reach-in Freezer

Hydrocarbon Series

MODEL:
FB49HC-1S

FB49HC BOTTOM MOUNT MODELS: VISTA® SERIES



3 Year Parts/Labor Warranty
Additional 4 Year Compressor Warranty

CABINET CONSTRUCTION

- Stainless steel front and doors, gray painted sides
- Gray painted aluminum interior
- Full electronic control
- LED lighting
- Anti-microbial door handles
- Door locks, standard
- Self-closing doors with 120° Stay-open feature, on spring-loaded hinges
- Door locks (solid doors only)
- One-piece grille allow easy removal/installation for preventative maintenance
- Three (3) heavy duty epoxy coated wire shelves per door section
- 6" Caster standard with (2) brakes

OPTIONS & ACCESSORIES

- Stainless steel universal tray slide (AC)
- Additional epoxy shelves
- Shelf clips
- 3" caster or 6" legs
- Remote option* (see note on back page)

REFRIGERATION SYSTEM

- Uses environmentally friendly, energy efficient R290 refrigerant, and meets all regulatory requirements for CARB, SNAP, DOE & more
- Hot gas condensate evaporator
- Adaptive defrost
- Epoxy coated evaporator coil
- Freezer capable of maintaining product temperature down to -10°F



Please verify qualifying units by visiting:
www.energystar.gov/cfs

3779 Champion Blvd., Winston-Salem, NC 27105
1-888-845-9800 Fax: 1-336-245-6453
Beverage-Air.com Sales@bevair.com



BEVERAGE-AIR

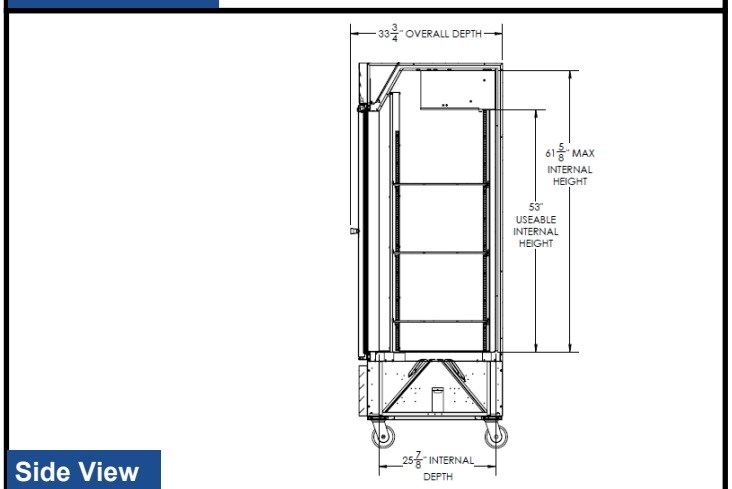
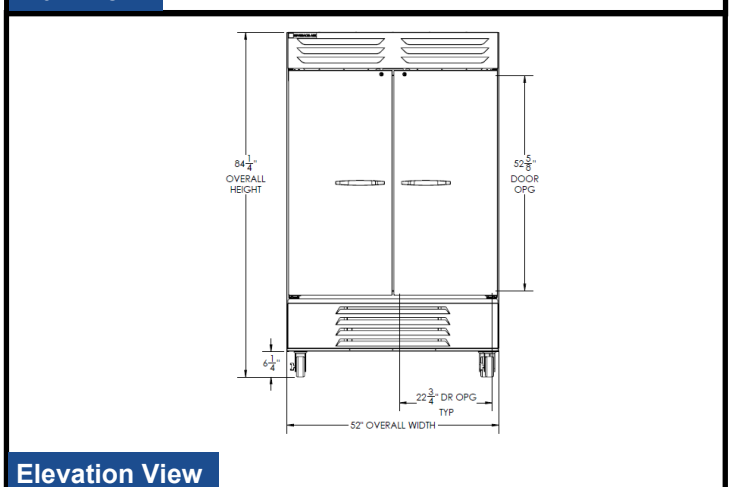
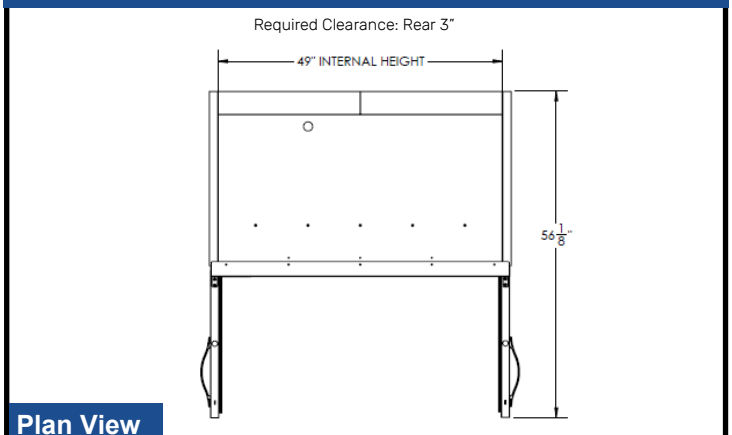
| MODEL | FB49HC-1S |
|----------------------------------|-------------------|
| EXTERNAL DIMENSIONAL DATA | |
| Width Overall | 52" |
| Depth Overall with Handle | 33 3/4" |
| Height Overall with 6" casters | 84 1/4" |
| Number of Doors | 2 |
| Depth with Door Open 90° | 56 1/8" |
| Door Opening | 22 3/4" x 52 5/8" |
| INTERNAL DIMENSIONAL DATA | |
| NET Capacity (cubic ft.) | 46.2 |
| Internal Width Overall (in) | 49" |
| Internal Depth Overall (in) | 25 7/8" |
| Internal Height Overall (in) | 61 5/8" |
| Internal Height Useable (in) | 53" |
| Number of Shelves | 6 |
| ELECTRICAL DATA | |
| Full Load Amperes 115/60/1 | 11.0 |
| REFRIGERATION DATA | |
| Horsepower | 3/4 |
| Capacity (BTU/Hr)* | 2312 |
| SHIPPING DATA | |
| Gross Weight - Crated | 564 lbs |
| Height - Crated | 85" |
| Width - Crated | 54" |
| Depth - Crated | 36" |

*NOTE: Remote units are field wired and come with 6" legs.
Refrigerant must be specified at time of order.

Bottom Mount Reach-in Freezer

Model: FB49HC-1S

Model Views



ELECTRICAL CONNECTION



115/60/1
NEMA-5-15P

Units pre-wired at
factory and include 8'
long cord and plug set.



3779 Champion Blvd., Winston-Salem, NC 27105 1-888-845-9800 Fax: 1-336-245-6453 Beverage-Air.com Sales@bevair.com

an Ali Group Company



The Spirit of Excellence