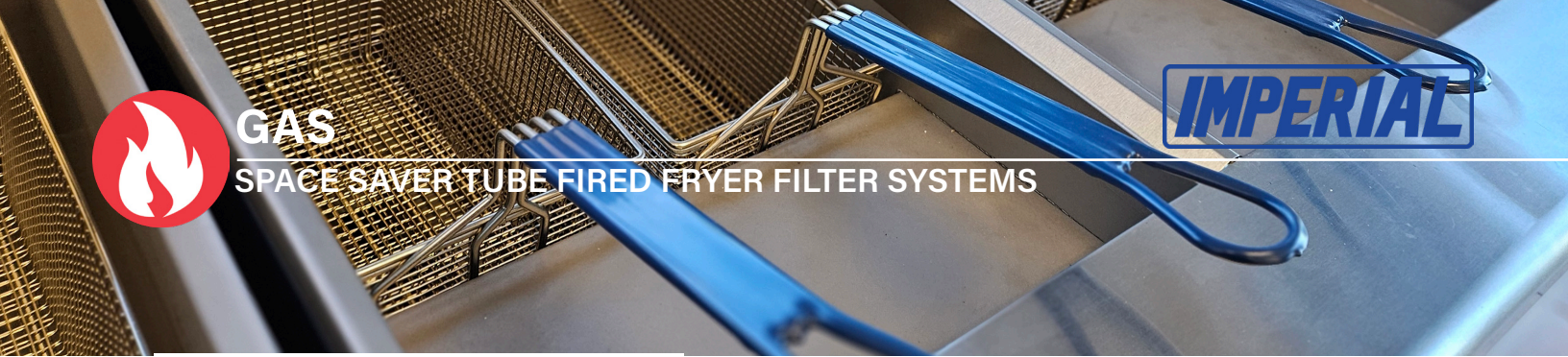




GAS

SPACE SAVER TUBE FIRED FRYER FILTER SYSTEMS




IFSSP250 (Built on Bottom)



MODEL NUMBERS

IFSSP250	IFSSP175
IFSSP350	IFSSP275
IFSSP450	IFSSP375
IFSSP550	IFSSP475
IFSSP650	IFSSP575
	IFSSP675



With
Hands-free
Filter Connection
System

FILTER PACKAGE CHOICES

- Up to six fryers can be battered into one fryer/filter system.
- Available for 50 and 75 lb (27 and 41 Liters) oil capacity fryers.
- Available in Snap Action Thermostats, Electronic Thermostats or Computer Controls.

LOCATED UNDER FRYERS

- Filter location under fryers saves valuable space.
- Internally plumbed oil drain and return line.

UNIQUE FILTER PAN DESIGN

- Filter pan is designed for maximum oil return
- Stainless steel construction is easy to clean and has a professional look.
- Positive-latching filter paper holder holds paper in place for optimal filtration.
- Hands-free filter Connection System offers quick and safe connection of the filtered oil back into the frypots.
- All oil drain and return lines are internally plumbed for convenience and safety.
- Reclamation system.

ROLLER-PUMP

- Up to six fryers can be battered into one fryer/filter system.
- 5.5 GPM pump with a 1/3 HP motor speeds up filtering process.
- Can pump oil into a disposal vat up to 20 feet away.

EXTERIOR FEATURES

- Continuous cabinet provides a professional look.
- 5" (127 mm) deep continuous stainless steel front landing ledge.
- Stainless steel precision welded frypot
- Includes casters, joiner strips and filter starter kit.
- Rear gas manifold with one point gas connection.
- Includes fryer tip brush.



Touch Screen
Digital Controls
Now Available!



1128 Sherborn Street | Corona, CA 92879 | 800.343.7790 | imperialrange.com | imperialsales@imperialrange.com

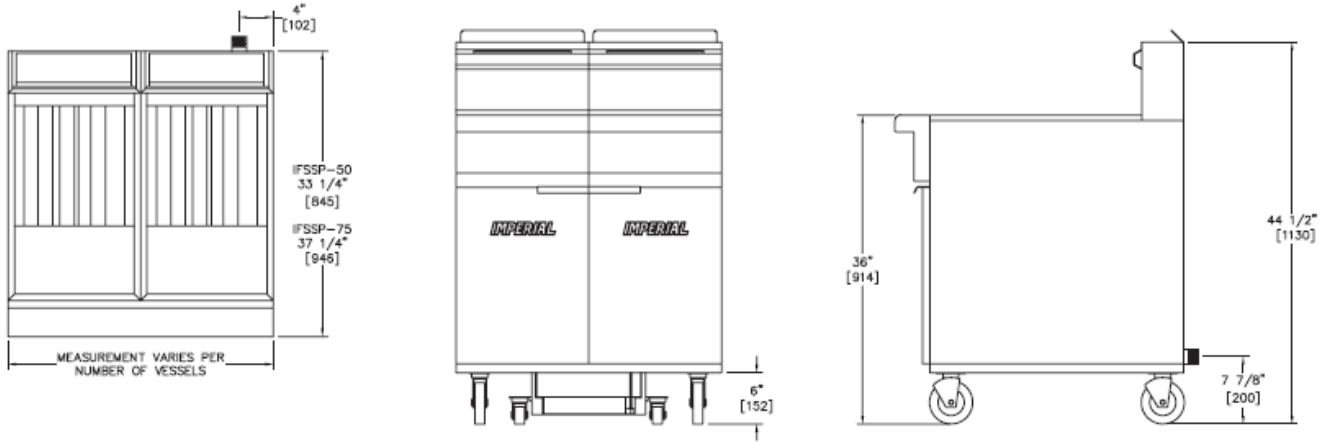
©2025 Imperial Commercial Cooking Equipment Imperial reserves the right to change specifications at any time without prior notice and without any obligation for past or future equipment purchases. Visit www.imperialrange.com for specification updates



GAS



SPACE SAVER TUBE FIRED FRYER FILTER SYSTEMS



SPACE SAVER TUBE FIRED FRYER FILTER SYSTEMS

MODEL	OIL CAPACITY	FRYER DEPTH	FRYERS	SHIP WEIGHT KG	SHIP WEIGHT LBS
IFSSP250	50 LBS. (41 L)	30" (752 MM)	2	252	556
IFSSP350	50 LBS. (41 L)	30" (752 MM)	3	367	809
IFSSP450	50 LBS. (41 L)	30" (752 MM)	4	482	1062
IFSSP550	50 LBS. (41 L)	30" (752 MM)	5	596	1315
IFSSP650	50 LBS. (41 L)	30" (752 MM)	6	711	1568
IFSSP175	75 LBS. (51 L)	34" (864 MM)	1	166	365
IFSSP275	75 LBS. (51 L)	34" (864 MM)	2	268	590
IFSSP375	75 LBS. (51 L)	34" (864 MM)	3	390	860
IFSSP475	75 LBS. (51 L)	34" (864 MM)	4	513	1130
IFSSP575	75 LBS. (51 L)	34" (864 MM)	5	635	1400
IFSSP675	75 LBS. (51 L)	34" (864 MM)	6	758	1670

FILTER ELECTRICAL REQUIREMENT

VOLTAGE	PHASE	HZ	AMPS
115 V	1	60	6.8 AMPS

CLEARANCE REQUIREMENTS

For use only on non-combustible floors with legs or casters. Provide 0" clearance from non-combustible surfaces and 6" (152 mm) from combustible surfaces.

OPTIONS AND ACCESSORIES

- Automatic basket lifts with computerized controls
- Manual controlled basket lifts
- Gas shut off valve, 3/4" N.P.T.
- Stainless steel tank cover
- Stainless steel side drain shelf
- Stainless steel side splash, 6"
- Goofer Declogger Rod
- Sediment Scooper
- Filter paper 40# thickness, 20 microns, 100 sheets per box

MODEL	DIMENSIONS	CRATED DIMENSIONS
IFSSP250	31" W X 35" D X 46 1/2" H 787 MM X 889MM X 1181MM	32 1/2" W X 39" D X 49 1/2" H 826 MM X 991MM X 1257MM
IFSSP350	46 1/2" W X 35" D X 46 1/2" H 1181 MM X 889MM X 1181MM	48" W X 39" D X 49 1/2" H 1219 MM X 991MM X 1257MM
IFSSP450	62" W X 35" D X 46 1/2" H 1575 MM X 889MM X 1181MM	63 1/2" W X 39" D X 49 1/2" H 1613 MM X 991MM X 1257MM
IFSSP550	71 1/2" W X 35" D X 46 1/2" H 1969 MM X 889MM X 1181MM	79" W X 39" D X 49 1/2" H 2007 MM X 991MM X 1257MM
IFSSP650	93" W X 35" D X 46 1/2" H 2362 MM X 889MM X 1181MM	94 1/2" W X 39" D X 49 1/2" H 2400 MM X 991MM X 1257MM

MODEL	DIMENSIONS	CRATED DIMENSIONS
IFSSP175	19 1/2" W X 39" D X 46 1/2" H 495 MM X 991MM X 1181MM	26" W X 41" D X 53 1/2" H 660 MM X 1041MM X 1359MM
IFSSP275	39" W X 39" D X 46 1/2" H 911 MM X 991MM X 1181MM	40-1/2" W X 41" D X 53 1/2" H 1029 MM X 1041MM X 1359MM
IFSSP375	58 1/2" W X 39" D X 46 1/2" H 1486 MM X 991MM X 1181MM	60" W X 41" D X 53 1/2" H 1524 MM X 1041MM X 1359MM
IFSSP475	78" W X 39" D X 46 1/2" H 1981 MM X 991MM X 1181MM	79-1/2" W X 41" D X 53 1/2" H 2019 MM X 1041MM X 1359MM
IFSSP575	97 1/2" W X 39" D X 46 1/2" H 2477 MM X 991MM X 1181MM	99" W X 43" 41" D X 53 1/2" H 2515MM X 1041MM X 1359MM
IFSSP675	117" W X 39" D X 46 1/2" H 2972 MM X 991MM X 1181MM	118 1/2" W X 43" 41" D X 53 1/2" H 3010 MM X 1041MM X 1359MM

MADE IN USA



1128 Sherborn Street | Corona, CA 92879 | 800.343.7790 | imperialrange.com | imperialsales@imperialrange.com

©2025 Imperial Commercial Cooking Equipment Imperial reserves the right to change specifications at any time without prior notice and without any obligation for past or future equipment purchases. Visit www.imperialrange.com for specification updates