



Workline Series Countertop Electric Fryer – 15 lbs.

Models ☐ EF-15iN

PRODUCT:

QUANTITY:

ITEM:

Designed Smart

Compact Design with High Output

- Fits in tight counter space and has 15 lb capacity
- Reaches frying temperatures fast, and maintains heat levels from one load to next
- Cooks 30 lbs of potatoes in 1 hour

Easy to Operate

- Cycling light alerts operator that unit is ready for next batch of fries.
- Unit automatically shuts down if frying compound overheats
- Stainless steel exterior is easy to wipe clean



APW Wyott Design Features

- Stainless steel construction
- 4" (10cm) legs
- Front panel permits easy servicing
- Lift-out, one piece tank with carrying handles. Large foaming area above frying compound level
- Insulating air pocket surrounds tank for improved temperature control
- Swing up, pyrolytic heating elements with two-stage locking mechanism
- Cold zone under heating elements reduces circulation of particles in frying compound
- Front-located adjustable thermostat (200°F / 93°C to 400°F / 240°C) with on/off switch
- High-limit protection control circuit breaker which automatically trips should frying compound overheat
- Front panel yellow cycling light indicates that frying temperature has been reached
- High temperature 392°F (200°C) internal wiring
- Nickel-plated twin fry baskets with front hangers

Reliability backed by APW Wyott's Warranty

All APW Wyott cooking equipment is backed by our 2-year parts and labor warranty. *

•Certified by the following agencies:



See reverse side for product specifications.



•APW Wyott Foodservice Equipment Company * 1307 N. Watters Rd. Suite 180, Allen, TX 75013
•(800) 527-2100 * (972)908-6100 * Fax (214) 565-0976 * www.apwwyott.com

Rev 021218gl



Workline Series Countertop Electric Fryer – 15 lbs.

Models □ EF-15iN

PRODUCT:

QUANTITY:

ITEM:

PRODUCT SPECIFICATIONS

Construction:

Heavy-duty stainless steel body. Fry baskets are constructed of nickel-plated steel. 4" adjustable heavy duty stainless steel legs.

Electrical Information:

Units are wired for hard wiring in the field.

Electrical Specifications:

EF-15iN: 208V, 23.8/20.6Amps
240V, 5.74/4.28W

Capacity:

EF-15iN: 15 lbs. (6.8kg)

Basket Size:

2 Half Size 6.9" H x 3.5" W x 11.4" D

Overall Dimensions:

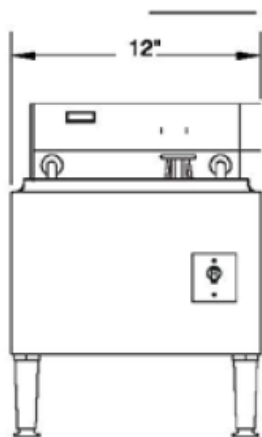
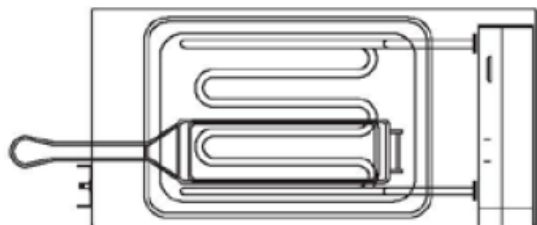
EF-15iN: 16 9/16" H x 12" W x 24" D
(41.6 cm x 30.5 cm x 61 cm)

Shipping:

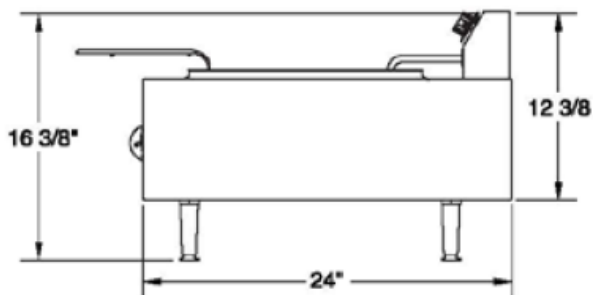
EF-15iN: 36 lbs. (16.32kg)

Freight Class: 85

FOB: Allen, TX 75013



EF-15iN



*APW Wyott reserves the right to modify specifications or discontinue models without incurring obligation.



•APW Wyott Foodservice Equipment Company * 1307 N. Watters Rd. Suite 180, Allen, TX 75013
(800) 527-2100 * (972) 908-6100 * Fax (214) 565-0976 * www.apwwyott.com

Rev 021218gl