

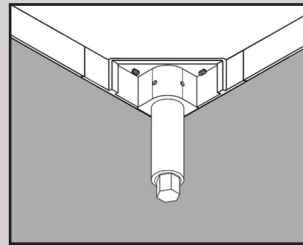


Item No.: _____
 Order No.: _____
 Qty: _____ Date: _____

FLAT TOP WORK TABLE

Features

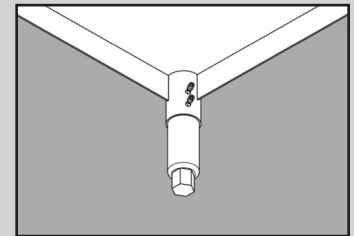
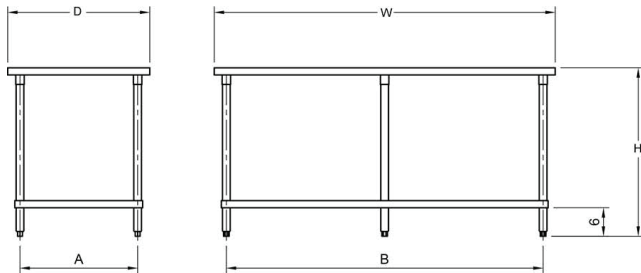
- Quality S/S unsurpassed strength and durability
- Top reinforced with welded-on hat channel
- Sound-deadened between top and channels
- Gussets are recessed into channel to reduce lateral movement
- Rolled edge construction
- Adjustable ABS bullet feet
- Shipped knock-down



WT-Exxxx:
 16 Ga. 430 S/S Table Top
 18 Ga. Galvanized Undershelf
 18 Ga. Galvanized Legs

WT-Pxxxx:
 16 Ga. 201 S/S Table Top
 18 Ga. 430 S/S Undershelf
 S/S 201 Legs

Work tables length above 72" have 6 legs



WT-EExxxx:
 18 Ga. 430 S/S Table Top
 18 Ga. Galvanized Undershelf
 18 Ga. Galvanized Legs

Item No.	D x W x H (in)	Load Cap. (lb)		A (in)	B (in)	Approx. Weight (lb)		
		Top Shelf	Undershelf					
WT-P1836	18 x 36 x 35	295	170	12-1/8	29-1/8	38		
WT-P1848	18 x 48 x 35	300	180	12-1/8	41-1/8	47		
WT-P1860	18 x 60 x 35	330	190	12-1/8	53-1/8	52		
WT-P1872	18 x 72 x 35	310	180	12-1/8	65-1/8	67		
WT-EE2412	WT-E2412	WT-P2412	24 x 12 x 35	130	80	18-1/8	6-1/8	28
WT-EE2418	WT-E2418	WT-P2418	24 x 18 x 35	195	120	18-1/8	12-1/8	33
WT-EE2424	WT-E2424	WT-P2424	24 x 24 x 35	260	150	18-1/8	17-1/8	38
WT-EE2430	WT-E2430	WT-P2430	24 x 30 x 35	320	190	18-1/8	23-1/8	43
WT-EE2436	WT-E2436	WT-P2436	24 x 36 x 35	350	200	18-1/8	29-1/8	50
WT-EE2448	WT-E2448	WT-P2448	24 x 48 x 35	400	240	18-1/8	41-1/8	65
WT-EE2460	WT-E2460	WT-P2460	24 x 60 x 35	450	270	18-1/8	53-1/8	78
WT-EE2472	WT-E2472	WT-P2472	24 x 72 x 35	420	250	18-1/8	65-1/8	96
WT-EE2484	WT-E2484	WT-P2484	24 x 84 x 35	420	250	18-1/8	77-1/8	112
WT-EE2496	WT-E2496	WT-P2496	24 x 96 x 35	400	240	18-1/8	89-1/8	125
WT-EE3012	WT-E3012	WT-P3012	30 x 12 x 35	195	120	24-1/8	5-1/8	32
WT-EE3018	WT-E3018	WT-P3018	30 x 18 x 35	230	130	24-1/8	11-1/8	36
WT-EE3024	WT-E3024	WT-P3024	30 x 24 x 35	390	230	24-1/8	17-1/8	41
WT-EE3030	WT-E3030	WT-P3030	30 x 30 x 35	460	270	24-1/8	23-1/8	48
WT-EE3036	WT-E3036	WT-P3036	30 x 36 x 35	420	250	24-1/8	29-1/8	56
WT-EE3048	WT-E3048	WT-P3048	30 x 48 x 35	480	280	24-1/8	41-1/8	71
WT-EE3060	WT-E3060	WT-P3060	30 x 60 x 35	540	320	24-1/8	53-1/8	86
WT-EE3072	WT-E3072	WT-P3072	30 x 72 x 35	500	300	24-1/8	65-1/8	110
WT-EE3084	WT-E3084	WT-P3084	30 x 84 x 35	500	300	24-1/8	77-1/8	122
WT-EE3096	WT-E3096	WT-P3096	30 x 96 x 35	480	280	24-1/8	89-1/8	138