

REFRIGERATOR MANUFACTURER
Turbo air
 more durable, efficient, beautiful

4184 E. Conant St.
 Long Beach, CA 90808
 Tel. 310-900-1000
 Fax. 310-900-1077
www.turboairinc.com

Project:	
Model #:	
Item #:	
Available W/H:	Qty:
Approval:	
AIA #:	SIS #:
CSI Section 11400	

Glass Door Heated Cabinet

Reach-In
PRO Series

FEATURES & BENEFITS

Model : PRO-15H-G

- **Digital temperature control & monitor system**

 - Keeps food products safe by maintaining constant temperatures
 - Alarm beeps when doors are not sealed
 - Early warning alarm program detects issues before malfunction occurs
 - Digital display allows for easy monitoring
 - Sensitive touch display
- **Ducted fan air distribution system**

Maintains temperature within the food zone
- **On/Off switch**

ON/OFF switch is located on control panel
- **All stainless steel cabinet construction**

The PRO series model boasts a stainless steel interior and a **22 gauge** stainless steel exterior (galvanized steel top, bottom). It guarantees the utmost in cleanliness and long product life. The PRO series model adds a touch of style to the most refined setting.
- **Sturdy, clean stainless steel shelving**

Shelves are the most important part of cleanliness as they come in direct contact with food. After a while, PVC coated wire shelves may peel, rust and lead to unsanitary conditions. Only the Turbo Air PRO series uniquely provides stainless steel shelving.
- **LED interior lighting**

Includes a U.S. patented dimming option, exclusively from Turbo Air. This feature reduces energy consumption by 3~5%.
- **High-density polyurethane insulation**

The entire cabinet structure and solid doors are foamed-in-place using high density, CFC free polyurethane insulation.
- **Full length glass doors with locks**
- **Self-closing doors with stay open feature at 120 degrees**
- **Heated cabinet holds 140°F ~ 180°F for the best in food preservation**




Model	Swing Door	CU./FT.	#of Shelves	Wattage (W)	AMPS	Crated Weight (lbs.)	L x D* x H† (inches)
PRO-15H-G	1	14	3	950	8.5	265	17³/₄ x 34³/₈ x 78

Glass Door Heated Cabinet

Reach-In
PRO Series

Model : PRO-15H-G

ELECTRICAL DATA	
Voltage	115/60/1
Plug Type	 NEMA 5-15P
Full Load Amperes	8.5
Wattage (W)	950
Cord Length (ft.)	8
DIMENSIONAL DATA	
# of Doors	1
# of Racks Accepted	-
Net Capacity (cu. ft.)	14
Ext. Length Overall (in.)	17 ³ / ₄ (451mm)
Ext. Depth Overall (in.) [*]	34 ³ / ₈ (872mm)
Ext. Height Overall (in.) [†]	78 (1982mm)
Int. Length Overall (in.)	13 ³ / ₄ (350mm)
Int. Depth Overall (in.)	25 ³ / ₈ (643mm)
Int. Height Overall (in.)	58 ³ / ₄ (1493mm)
# of Shelves	3
Shelf Size (L x D) (in.)	12 ¹ / ₂ x 25 ¹ / ₈
Net Weight (lbs.)	235
Gross Weight (lbs.)	265

Design and specifications subject to change without notice.
Actual shipping weight may differ due to extra packing materials for product protection.

* Depth does not include 1-3/8" for door handles.

† Height does not include 5" for caster height.

■ WARRANTY : 3 Year Parts and Labor Warranty

■ STANDARD FEATURES

- Door locks
- 4" dia. swivel casters with locks on the front set
- Easy replaceable one piece magnetic door gaskets
- Solid and sturdy grille design

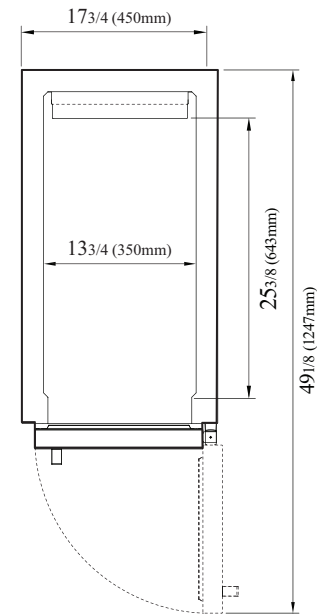
** Lead time applies. Please contact your sales representative for more details to order.

■ OPTIONAL ACCESSORIES

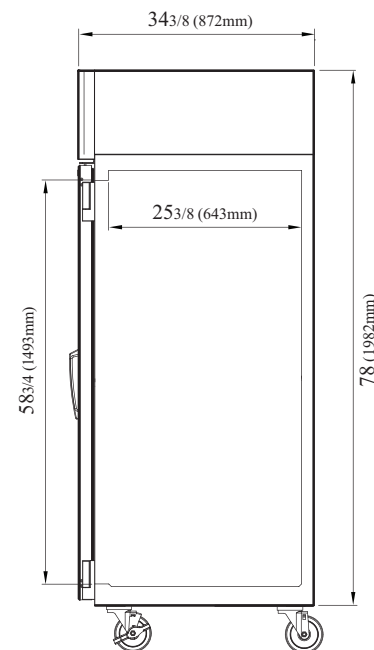
- 2.5" caster, 1/2" diameter & 13 TPI: 30265H0100 (non-brake), 30265H0200 (w/ brake)
- 5" caster, 1/2" diameter & 13 TPI: M726500100 (non-brake), M726500200 (w/ brake)
- 4.7" leveling seismic leg (1/2", 13 TPI): 30221M0500
- 6" stainless steel leg: 30221M0600
- Additional stainless steel shelf: H15R915080

PLAN VIEW

(unit : inch)



TOP VIEW



SIDE VIEW

Ver.20260205



ENERGY STAR®
Qualified

- Turbo Air: 800-627-0032
- Bake Tech Innovation: 800-500-3519
- Warranty: 800-381-7770
- AC: 888-900-1002

Turbo air REFRIGERATOR MANUFACTURER BTI BAKE TECH INNOVATION REFRIGERATION SYSTEM texaking

Continued product development may necessitate specification changes without notice.