



BKFB - T-304 Welded Bowls

- Polished Interior / Unpolished Exterior
- Bowls Conform To NSF-C2 w/ 3/4" Coved Corners
- Bottom Crowned To 3 1/2" Embossed Drain Opening
- Integral Slope Drain Design

We Can Create
CUSTOM MADE
Fabricated Bowls
Just for You!

Contact Us for Details!


14 ga. Bowls

Part Number	Size
BKFB-1410-8-14	14 x 10 x 8 (d)
BKFB-2020-12-14	20 x 20 x 12(d)
BKFB-2028-12-14	20 x 28 x 12(d)
BKFB-2028-14-14	20 x 28 x 14(d)
BKFB-2424-14-14	24 x 24 x 14(d)
BKFB-1824-14-14	18 x 24 x 14(d)
BKFB-1431-14-14	14 x 31 x 14(d)
BKFB-3024-14-14	30 x 24 x 14(d)
BKFB-1830-12-14	18 x 30 x 12(d)
BKFB-2030-12-14	20 x 30 x 12(d)

16 ga. Bowl



Part Number	Size
BKFB-1115-11-16	11 x 15 x 11(d)
BKFB-1616-10-16	16 x 16 x 10(d)
BKFB-1618-12-16	16 x 18 x 12(d)
BKFB-1818-12-16	18 x 18 x 12(d)
BKFB-1620-12-16	16 x 20 x 12(d)
BKFB-2020-8-16	20 x 20 x 8(d)
BKFB-2020-12-16	20 x 20 x 16(d)
BKFB-2028-12-16	20 x 28 x 12(d)
BKFB-2424-12-16	24 x 24 x 12(d)
BKFB-2430-12-16	24 x 30 x 12(d)
BKFB-1431-12-16	14 x 31 x 12(d)
BKFB-1824-12-16	18 x 24 x 12(d)
BKFB-3024-12-16	30 x 24 x 12(d)
BKFB-2424-14-16	24 x 24 x 14(d)
BKFB-1818-14-16	18 x 18 x 14(d)
BKFB-1618-14-16	16 x 18 x 14(d)

*Volume pricing = total bowls on order



**BK-PB
Prep Basket**

- Designed to fit Fabricated Bowl, Drop-In Sink, Underbar Sinks and Compartment Sinks
- 16 ga. T-304 Stainless Steel
- 2" Deep

Part Number	Fits Bowl Size (w x l)
BK-PB1014 	10 x 14
BK-PB1620 	16 x 20



**SB-16-2020-5
16 ga. T-304 S/S
Pre-Rinse Bowls**

- 20 x 20 x 5 (d)
- Polished Interior / Exterior
- Bowls Conform To NSFC2 w/ 3/4" Coved Corners
- Bottom Crowned To 3 1/2" Embossed Drain Opening
- Integral Slope Drain Design



**BK-SDTS
Tray Slide**

- T-304 Stainless Steel
- #4 Polish
- 3/16" Bar Stock

Part Number	Fits Bowl Size (wx l)
BK-SDTS	20"x20"
BK-SDTS-1824	18"x24"

**BK-PRB-5
T-304 16 ga.
S/S Pre-Rinse Basket**

- Fits 20 x 20 Bowl
- Redesigned for easier use

