

## CLUC-60F

### Compact Worktop Freezer Self-Contained Solid Doors



### STANDARD PRODUCT FEATURES

- Self-Contained Rear-Mounted Refrigeration System Using R-290 Refrigerant
- High Quality Stainless Steel Construction
- Anodized Aluminum Interior
- 4" Backsplash
- Stay Open Door Feature at 105°
- LED Display Control for Accuracy and Easy Monitoring
- Capillary Tube Metering Device
- Maintains Cabinet Temperature of -3°F to 3°F
- Two (2) Adjustable, Heavy Duty Epoxy Coated Shelves Per Section
- Field Reversible Door(s)
- Set of Four (4) 4" H Casters, Front Two w/ Locks, Pre-installed on Device
- Gasket-Protecting Retainer
- High-Density, Non-CFC Foamed In Place Polyurethane Insulation
- Easy to Grip Door Handles

### ACCESSORIES & OPTIONS (Available at Extra Cost)

- + Additional Epoxy Coated Shelves on Pilasters
- + Set of Four (4) 6" High Legs
- + Set of Four (4) 6" High Casters
- + Set of Four (4) 2-3/4" High Casters

### AVAILABLE CONFIGURATIONS

#### MODELS

CLUC-60F-SD-WTLR

CLUC-60F-SD-WTRR

CLUC-60F-SD-WTLL

#### HINGING

Solid Doors, Left/Right

Solid Doors, Right/Right

Solid Doors, Left/Left



Models listed to the applicable UL, CSA and NSF standards by an approved NRTL. Consult the factory or unit data plate for additional information.



ENERGY STAR® Listed Commercial Freezer  
For full listing visit [energystar.gov](http://energystar.gov)

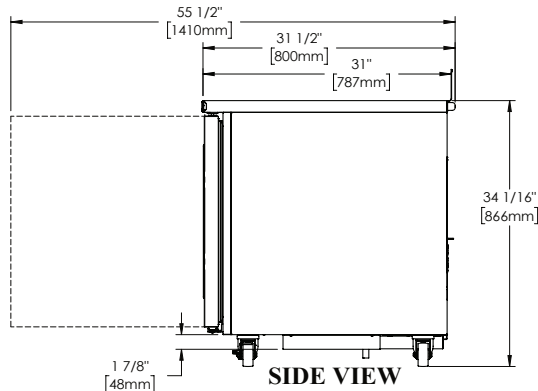
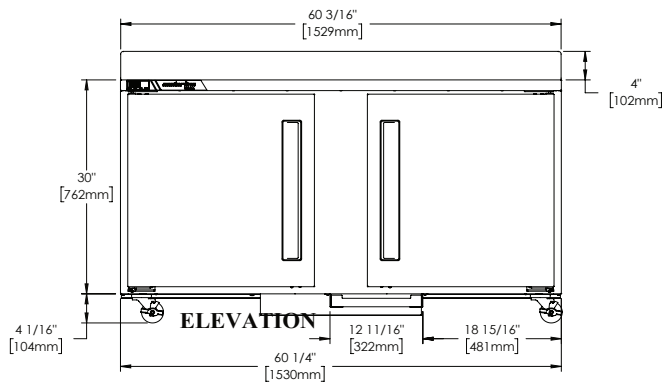
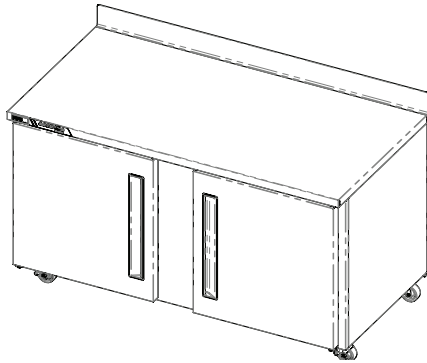
Model	Doors	Shelves	Dimensions L x D x H (in.)	Voltage	Amps	NEMA	Cu. Ft.
CLUC-60F-SD-WT	2	4	60.25 x 31.5 x 34*	115/60/1	6.8	5 - 15P	16.94

\*Note: 30 in. height without casters

Approved by \_\_\_\_\_ Date \_\_\_\_\_ Approved by \_\_\_\_\_ Date \_\_\_\_\_

## MODEL - CLUC-60F-SD-WT

Solid Door Models



## SPECIFICATIONS

### CONSTRUCTION, HARDWARE, INSULATION

Cabinet exterior front, sides, and door(s) are constructed of stainless steel. Cabinet interior is constructed of anodized aluminum. A set of four (4) 4" high casters are included. Doors are equipped with a gasket protecting retainer. Both the cabinet and door(s) are insulated with an average of 2-3/8" thick high density, non-CFC, foamed in place polyurethane insulation.

### REFRIGERATION SYSTEM

A rear mounted, self-contained, balanced refrigeration system using environmentally friendly, low GWP R-290 refrigerant is provided. It features an easy to clean rear facing condenser, capillary tube metering device, and air-cooled hermetic compressor. A 9' cord and plug is provided. Standard operating temperature is -3°F to 3°F. Energy efficient refrigeration system maintains safe product temperatures. Condenser is located in the back of the unit for easy maintenance and zero clearance.

### CONTROLLER

The easy to use electronic digital control is supplied standard. It includes a 3-Digit LED display, and a Fahrenheit or Celsius temperature scale display capability.

### INTERIOR

Standard interior arrangements include two (2) epoxy coated wire shelves per section, mounted on pilasters. Recommended load limit per shelf should not exceed 150 lbs.

### WARRANTY

Both a 6 Year Parts & Labor Warranty and additional 1 Year on Compressor Parts Warranty are supplied standard.

MODELS	CLUC-60F-SD-WT
<b>ELECTRICAL DATA</b>	
Voltage	115/60/1
Full Load Amperes	6.8
<b>REFRIGERATION DATA</b>	
Refrigerant	R-290
Refrigerant Charge oz.	2.9 (82.2 g)
BTU/HR   H.P. <sup>1</sup>	1750   1/2
<b>SHIPPING DATA</b>	
Depth Crated in.	35 (88.9 cm)
Height Crated in.	37 (94 cm)
Length Crated in.	65 (165.1 cm)
Volume Crated cu. ft.	48.7 (1379 l)
Net Weight lbs.	310 (140.4 kg)
Gross Weight lbs.	344 (156 kg)

NOTES:

1. BTU/HR based on a 90°F ambient and -20°F evaporator

Equipped with one NEMA 5-15P Plug

