



BEVERAGE-AIR

Project: _____	AIA#
Item: _____	
Location: _____	SIS#
Approved: _____	

BOTTOM MOUNTED REACH-IN REFRIGERATOR

HBR44HC Glass Half-Door Bottom Mount Refrigerator Hydrocarbon Series

MODEL:
HBR44HC-1-HG

HBR44HC BOTTOM MOUNT MODELS: HORIZON SERIES

3 Year Parts/Labor Warranty
Additional 4 Year Compressor Warranty

CABINET CONSTRUCTION

- Stainless steel front, side, and grille (galvanized back & bottom)
- Stainless steel interior
- LED lighting
- Full electronic control with one-touch defrost
- One-piece grille allow easy removal/installation for preventative maintenance
- Self closing door with 120° stay open feature
- Spring-loaded style hinges
- Plug-in magnetic door gaskets
- Anti-microbial door handle
- Three (3) heavy duty epoxy coated wire shelves per door section
- 6" Casters with two (2) brakes



OPTIONS & ACCESSORIES

- Stainless steel universal tray slide pair, 1 tray slide set for (1) 18" x 26" or (2) 14" x 18" pans (AC)
- Wine models
- Door locks
- 3" caster or 6" legs
- Epoxy shelves
- Shelf clips
- Remote option* (see note on back page)

REFRIGERATION SYSTEM

- Uses environmentally friendly, energy efficient R290 refrigerant, and meets all regulatory requirements for CARB, SNAP, DOE & more
- Hot gas condensate evaporator
- Adaptive defrost
- Epoxy coated evaporator coil
- Maintains product temperatures between 36°F and 38°F



Please verify qualifying units by visiting:
www.energystar.gov/cfs

3779 Champion Blvd., Winston-Salem, NC 27105
1-888-845-9800 Fax: 1-336-245-6453
Beverage-Air.com Sales@bevoir.com



BEVERAGE-AIR

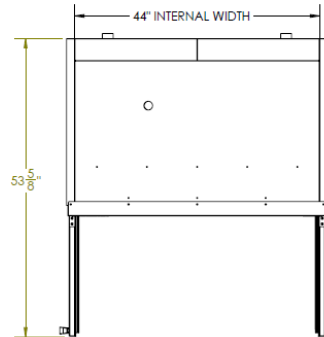
Bottom Mount Reach-ins Refrigerator Model: HBR44HC-1-HG

MODEL	HBR44HC-1-HG
EXTERNAL DIMENSIONAL DATA	
Width Overall	47"
Depth Overall with Handle	33 3/4"
Height Overall with 6" Casters	84 1/4"
Number of Doors	4
Depth with Door Open 90°	53 5/8"
Door Opening (in)	(4) 20 1/4" x 24 5/8"
INTERNAL DIMENSIONAL DATA	
NET Capacity (cubic ft.)	40.2
Internal Width Overall (in)	44"
Internal Depth Overall (in)	26"
Internal Height Overall (in)	61 5/8"
Internal Height Useable (in)	53"
Number of Shelves	6
ELECTRICAL DATA	
Full Load Amperes 115/60/1	5.0
REFRIGERATION DATA	
Horsepower	1/3
Capacity (BTU/Hr)*	2392
SHIPPING DATA	
Gross Weight - Crated	538 lbs
Height - Crated	85"
Width - Crated	49"
Depth - Crated	36"

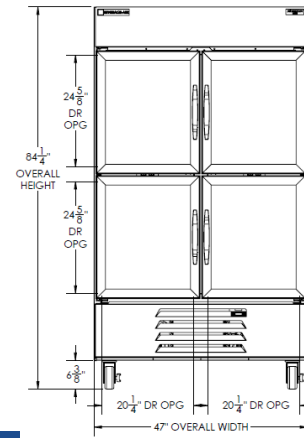
*NOTE: Remote units are field wired and come with 6" legs. Refrigerant must be specified at time of order.

Model Views

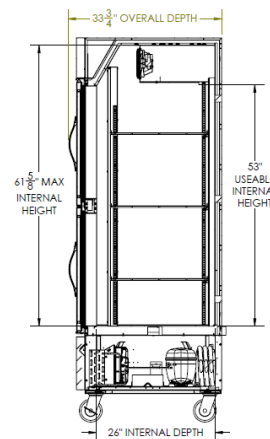
Required Clearance: Rear 3"



Plan View



Elevation View



Side View

ELECTRICAL CONNECTION



115/60/1
NEMA-5-15P

Units pre-wired at factory and include 8' long cord and plug set.



3779 Champion Blvd., Winston-Salem, NC 27105 1-888-845-9800 Fax: 1-336-245-6453 Beverage-Air.com Sales@bevair.com

an Ali Group Company



The Spirit of Excellence