

Project _____
 Item _____
 Quantity _____
 CSI Section 11400
 Approved _____
 Date _____

F18FCP

F18FCP

31.5" (80cm) Deep Self-Contained Freezer Base Work Tables

Models

- F18FC47P 47" freezer work table
- F18FC62P 62" freezer work table
- F18FC88P 88" freezer work table



F18FC47P

Standard Features

- Standard heavy duty units have unfinished ends
- Heavy duty stainless steel top construction
- Stainless steel refrigerated base interior back and bottom
- High density foamed in place environmentally friendly, Kyoto Protocol Compliant, Non ODP (Ozone Depletion Potential), Non GWP (Global Warming Potential) polyurethane insulation keeps energy costs low
- Base fronts are made of ABS plastic backed by rigid polyurethane injection molded frames
- One epoxy coated shelf for each door
- Snap-in dart style vinyl magnetic gasket
- Heavy duty leg rails that run the entire length of the unit
- 6.12" adjustable full stainless steel legs and bullet feet
- 8' cord and plug supplied
- 36" standard work height
- Environmentally friendly R290 refrigerant
- Interior cabinet is cooled with mullion style evaporator blower coils (coated) mounted between each door/drawer section for very even air and

- temperature control
- Interior freezer base cabinet will maintain 0° to -5° temperatures at 100° ambient room temperature meeting NSF requirements. Defrost is controlled by the electronic thermostat
- Electronic control
- One year parts and labor standard warranty.

Options & Accessories

- Stainless steel end
- Stainless steel back
- Laminate facing (full front)
- Laminate end
- Laminate back
- Cutting board
- Tray rack
- Drawers in lieu of one door
- Locks
- Fixed or adjustable height casters
- 220V/50 cycle electrical available in 404a custom sku# version
- Available in R290 refrigerant (contact factory)
- Remote refrigeration (contact factory)
- Celsius readout for electronic control

*Inclusion of this option will alter the electrical specifications of the unit

Specifications

Exterior Top is constructed of one piece stainless steel, with integral 2.12" (5cm) square nosing on front and 4.00" (10cm) high by 2.00" (5cm) thick backsplash on rear. Top is insulated with 2.00" (5cm) high density foamed in place environmentally friendly, Kyoto Protocol Compliant, Non ODP (Ozone Depletion Potential), Non GWP (Global Warming Potential) polyurethane.

Base interior has a stainless steel back and bottom. Interior ends and door frames to be thermoformed ABS plastic. Base is insulated with 1.50" (4cm) high density foamed in place polyurethane.

Exterior back and bottom of base is constructed of galvanized steel. Exterior ends are constructed of galvanized steel.

Door(s) have a thermoformed plastic ABS plastic interior liner and stainless steel exterior front. Door(s) have full length handle(s) and a snap-in magnetic

gasket which is easily replaceable. Unit is furnished with (1) epoxy coated wire shelf for each door section.

Base has a machine compartment, standard on the right, with condensing unit and electrical junction box installed. Machine compartment has a removable louver for access to condensing unit. Blower coil(s) are located behind the door mullions.

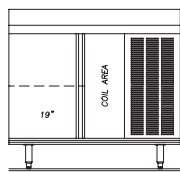
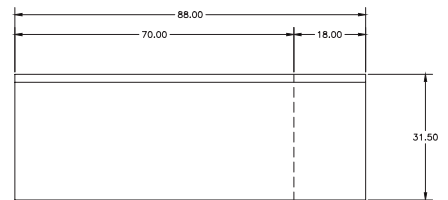
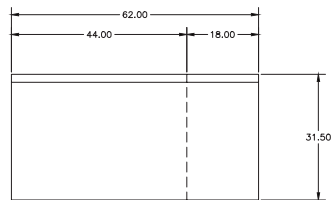
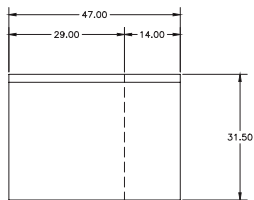
Refrigeration system uses R290 refrigerant and maintains 0°F (-18°C) to -5°F (-21°C). Electronic temperature controls and pre-wired condensing unit with hot gas condensate evaporator are installed in the machine compartment. Electronic control for base reads air temperature. On/Off switches for base are located behind the louvered panel.

Unit is mounted on 6.13" (16cm) high adjustable stainless steel legs.

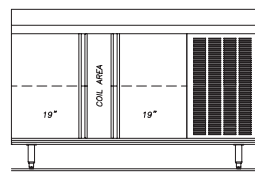
Electrical connections are 115 volts, 60 hertz, single phase. Unit has an 8' (2.4m) long cord and plug.



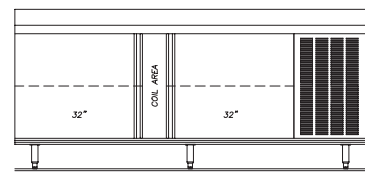
F18FCP



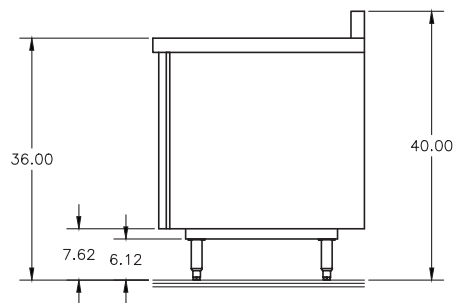
F18FC47P



F18FC62P



F18FC88P



TYPICAL END

Specifications										
Model	Number of Doors	Shelf Area	Volume	BTU Load Base/Heat of Rejection	BTU Sys. Cap Base @ 100F	H.P.	V/Hz/Ph	Amps	Ship Weight	DOE kWh/d
F18FC47P	(1) 19"	2.56	8.32	487	2531	1/3, 1/3	115/60/1	7.6	425lbs/193kg	2.74
F18FC62P	(2) 19"	5.12	13.86	787	2531	1/3, 1/3	115/60/1	7.6	495lbs/225kg	3.50
F18FC88P	(2) 32"	9.64	23.46	1146	2531	1/3, 1/3	115/60/1	7.6	715lbs/324kg	4.87