

 <b>REFRIGERATOR MANUFACTURER</b> <b>Turbo air</b> more durable, efficient, beautiful	4184 E. Conant St. Long Beach, CA 90808 Tel. 310-900-1000 Fax. 310-900-1077 <a href="http://www.turboairinc.com">www.turboairinc.com</a>	Project:	
		Model #:	
		Item #:	
		Available W/H:	Qty:
		Approval:	
		AIA #:	SIS #:
		CSI Section 11400	

# Roll-In Solid Door Proofer

*Roll-In  
PRO Series*

**Model : PRO-50H-RI-PF**

## ≡ FEATURES & BENEFITS ≡

- **Digital temperature control & monitor system**

  - Keeps constant proofing temperature with less variation
  - Alarm beeps when doors are not sealed
  - Digital display allows for easy monitoring
  - Sensitive touch display
  
- **Ducted fan air distribution system for even proofing**

  - Maintains temperature within the food zone
  - Proofing evenly top to bottom with less temperature variation
  
- **On/Off switch**

ON/OFF switch is located on control panel
  
- **All stainless steel cabinet construction**

The PRO series model boasts a stainless steel interior and a **22 gauge** stainless steel exterior (galvanized steel top, bottom). It guarantees the utmost in cleanliness and long product life. The PRO series model adds a touch of style to the most refined setting.
  
- **LED interior lighting**
  
- **High-density polyurethane insulation**


The entire cabinet structure and solid doors are foamed-in-place using high density, CFC free polyurethane insulation.
  
- **Full length stainless steel solid doors with locks**
  
- **Self-closing doors with stay open feature at 120 degrees**
  
- **Proofing temperature 70°F ~ 115°F and proofing timer 30min ~ 150min for precise control**

The adjustable proofing temperature and timer support a wide variety of proofing needs.



Model	Swing Doors	CU./FT.	#of Rack Accepted	Wattage (W)	AMPS	Crated Weight (lbs.)	L x D <sup>†</sup> x H <sup>†</sup> (inches)
<b>PRO-50H-RI-PF</b>	<b>2</b>	<b>75.59</b>	<b>2</b>	<b>3000</b>	<b>15</b>	<b>699</b>	<b>667/8 x 373/4 x 841/4</b>

## Model : PRO-50H-RI-PF

ELECTRICAL DATA	
Voltage	208/115/60/1
Plug Type	 NEMA L14-20P
Full Load Amperes	15
Wattage (W)	3000
Cord Length (ft.)	8
DIMENSIONAL DATA	
# of Doors	2
# of Rack Accepted (Size (L x D x H) (in.))	2 (27 x 29 x 66)
Net Capacity (cu. ft.)	75.59
Ext. Length Overall (in.)	66 <sup>7</sup> / <sub>8</sub> (1700mm)
Ext. Depth Overall (in.)	37 <sup>3</sup> / <sub>4</sub> (960mm)
Ext. Height Overall (in.)*	84 <sup>1</sup> / <sub>4</sub> (2140mm)
Int. Length Overall (in.)	60 <sup>3</sup> / <sub>4</sub> (1543mm)
Int. Depth Overall (in.)	32 <sup>1</sup> / <sub>4</sub> (818mm)
Int. Height Overall (in.)	68 <sup>3</sup> / <sub>8</sub> (1737mm)
Net Weight (lbs.)	641
Gross Weight (lbs.)	699

Design and specifications subject to change without notice.

Actual shipping weight may differ due to extra packing materials for product protection.

\* Depth does not include 1-1/4" for door handles. Depth does not include 3-1/2" for ramp.

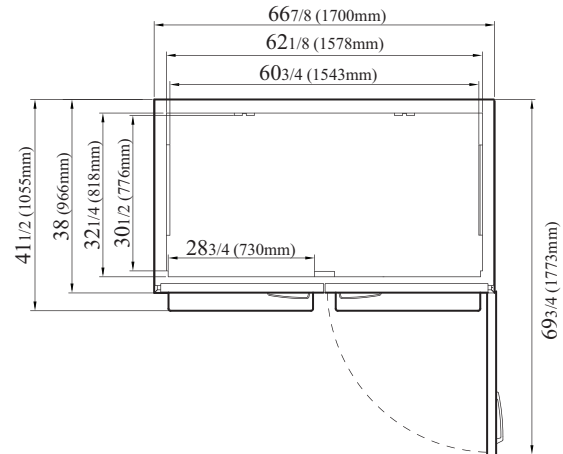
### ■ WARRANTY : 3 Year Parts and Labor Warranty

### ■ STANDARD FEATURES

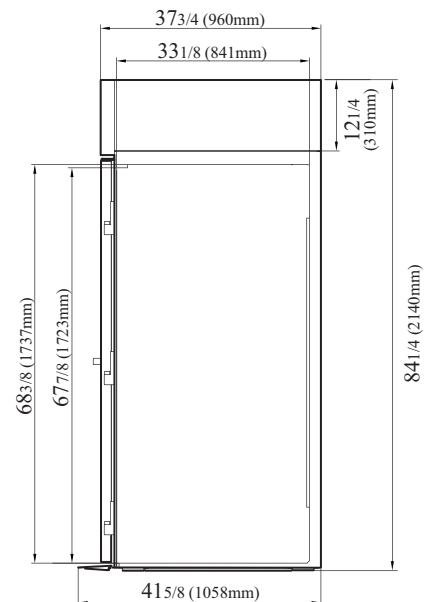
- Door locks
- Solid and sturdy grille design
- Heavy duty stainless steel ramp

## PLAN VIEW

(unit : inch)



TOP VIEW



SIDE VIEW

Ver.20251231



- Turbo Air: 800-627-0032
- Bake Tech Innovation: 800-500-3519
- Warranty: 800-381-7770
- AC: 888-900-1002