

MetroMax® i Polymer Shelving Starter and Add-on Units

Polymer shelving with removable shelf mats. Shelves are constructed of advanced polymers with type 304 stainless steel corners. Shelves and polymer posts offer a lifetime warranty against rust and corrosion. Shelf mats have built-in Microban® antimicrobial product protection. Rigid four-sided shelf frame and robust SS corner with complete 360° capture of the wedge and post ensure stability, strength and structural integrity. Each Starter and Add-on unit has a maximum capacity of 2,000 lbs. (907kg) evenly distributed. Units assemble easily — Shelves mount on four one-piece wedges along grooved, numbered posts. Shelves adjust on 1" (25mm) increments

- **Starter Units:** Include shelves and posts under one easy to order model number. "GX3" models include four or five open grid shelves. "HX3" models include grid shelves and one solid bottom shelf.
- **Add-on Units:** Include (2) posts, open grid mat shelves, and S-hooks to connect a unit end-to-end under one easy to order model number.
- **Corner (Right Angle) Units:** Allow easy access to the shelf contents by eliminating a front post. They are configured using a starter unit, an add-on unit and a corner bracket kit.
- **Rust & Corrosion Proof:** All-polymer and Type 304 Stainless construction withstands moisture, chemicals, and harsh environments.
- **Forever Guarantee:** Polymer shelves and posts offer a Lifetime Warranty against rust and corrosion.
- **Easiest-to-Clean:** Smooth surfaces easily wipe clean. Shelf mats easily remove from the shelf for cleaning by hand or in a commercial washer/dish machine.
- **Microban® Antimicrobial Product Protection:** Is built into the shelf mats to help fight the growth of stain and odor-causing bacteria, fungi, mold, and mildew to keep product cleaner between cleanings.
- **Smooth, Protective Surfaces:** Smooth, flat surfaces protect packaged shelf contents from unwanted rips, tears, or damage.
- **Efficient Use of Space:** Shelves adjust on 1" (25mm) increments along the post to maximize the use of available vertical space.
- **Fast, Easy Assembly:** Shelves are ready to use right out of the box. One-piece wedges securely attach to the posts – Raised beads on the back of each wedge snap into the grooves on the post. Window on wedge aligns with numbers on the post to locate the desired shelf position. Shelf seats into position over the posts and wedges. A unit can be assembled without tools in minutes.
- **Robust Open Grid and Solid Mat Options:** Shelf mats are sturdy and safely support concentrated loads from instrumentation and equipment. Built-in ship's edge helps contain supplies in mobile applications. Open grid mats are sectioned and promote air circulation and light penetration. One-piece solid mats offer maximum spill retention and are ideal to protect items on the bottom shelf from dirt or backsplashes from cleaning floors. Note: 72" L (1829mm) solid shelf has two mat sections.
- **NSF Listed** for all environments.
- **Maximum Versatility:** Complete line of accessories are found on spec sheet 9.25.



Five Tier Starter Unit



Starter Unit

Add-on Unit

Maximum Strength: Proven corner connection and rigid four-sided frame with center truss assure stability and strength.

MetroMax i – Load Ratings

Four Post Unit & End-to-End Add-on Unit:

1000 lbs. (454kg) per shelf for lengths of 24" to 48" (610 to 1219mm)
750 lbs. (340kg) per shelf for lengths of 54" (1372mm) or longer
2000 lbs. (907kg) evenly distributed per Unit

Corner Configuration "L" with an Add-on:

800 lbs. (363kg) per shelf for lengths of 24" to 48" (610 to 1219mm)
600 lbs. (272kg) per shelf for lengths of 54" (1372mm) or longer
2000 lbs. (907kg) evenly distributed per Unit



MICROBAN® and the MICROBAN® symbol are registered trademarks of the Microban® Products Company, Huntersville, NC. Microban® product protection does not by itself protect a user from food borne illness. Product must be routinely cleaned.



Supports good
HACCP
processes

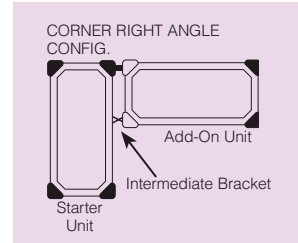
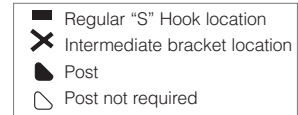


All Metro Catalog Sheets are available on our website: metro.com

MetroMax® i Polymer Shelving Starter and Add-on Units

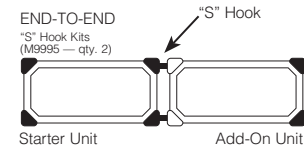
Material Specifications:

- **Shelf Mats:** Polypropylene with built-in Microban® antimicrobial product protection.
- **Longitudinal Beams:** Pultrusions — continuous glass fibers and thermoset resin composite.
- **End Beams, Adjustable Foot and Socket, Shelf Wedge Connector:** reinforced nylon.
- **Polymer Posts:** Pultrusions — continuous glass fibers and thermoset resin composite.
- **Post Cap and Center Beam Cap:** High-density polyethylene.
- **“S” Hook Tab Hole Plug:** Vinyl.
- **Collar and “S” Hook:** Type 304 stainless steel.
- **Fasteners:** Type 304 stainless steel screws.
- **Continuous Temperature** — MetroMax® i can be used continuously within a range of -20/120° F (-29/49° C) with intermittent exposure to 212° F (100° C) for cleaning.



Starter Units: consist of four or five open grid shelves and four posts.

Add-on Units: consist of four or five shelves, (2) posts, and standard S-Hook Kits (2 per shelf) to configure end-to-end units. Four tier units include (8) standard “S” Hooks and collar plugs. Five tier units include (10) standard “S” Hooks and collar plugs.



Corner (Right Angle) Configurations: select one add-on unit and a corner unit bracket kit.

4-Tier Unit with 63" posts						5-Tier Unit with 74" posts					
Nominal Width/Length (in.)	Nominal Width/Length (mm)	Approx. Pkd. Wt. (lbs.)	Approx. Pkd. Wt. (kg)	Cat. No. Starter Unit	Cat. No. Add-On Unit	Approx. Pkd. Wt. (lbs.)	Approx. Pkd. Wt. (kg)	Cat. No. Starter Unit	Cat. No. Add-On Unit	Approx. Pkd. Wt. (lbs.)	Approx. Pkd. Wt. (kg)
18x24	457x610	48.0	21.8	X316GX3	AX316GX3	44.0	20.0	5X317GX3	5AX317GX3	60.0	27.2
18x30	457x760	52.0	23.6	X326GX3	AX326GX3	48.0	21.8	5X327GX3	5AX327GX3	65.0	29.5
18x36	457x914	56.0	25.4	X336GX3	AX336GX3	52.0	23.6	5X337GX3	5AX337GX3	70.0	31.8
18x42	457x1060	64.0	29.0	X346GX3	AX346GX3	60.0	27.2	5X347GX3	5AX347GX3	80.0	36.3
18x48	457x1219	72.0	32.7	X356GX3	AX356GX3	68.0	30.8	5X357GX3	5AX357GX3	90.0	40.8
18x60	457x1524	88.0	39.9	X366GX3	AX366GX3	84.0	38.1	5X367GX3	5AX367GX3	110.0	49.9
18x72	457x1829	100.0	45.4	X376GX3	AX376GX3	96.0	43.5	5X377GX3	5AX377GX3	125.0	56.7
24x24	610x610	54.0	24.5	X516GX3	AX516GX3	50.0	22.7	5X517GX3	5AX517GX3	65.0	29.5
24x30	610x760	64.0	29.0	X526GX3	AX526GX3	60.0	27.2	5X527GX3	5AX527GX3	80.0	36.3
24x36	610x914	68.0	30.8	X536GX3	AX536GX3	64.0	29.0	5X537GX3	5AX537GX3	85.0	38.6
24x42	610x1060	76.0	34.5	X546GX3	AX546GX3	72.0	32.7	5X547GX3	5AX547GX3	95.0	43.1
24x48	610x1219	84.0	38.1	X556GX3	AX556GX3	80.0	36.3	5X557GX3	5AX557GX3	105.0	47.6
24x60	610x1524	92.0	41.7	X566GX3	AX566GX3	88.0	39.9	5X567GX3	5AX567GX3	115.0	52.2
24x72	610x1829	116.0	52.6	X576GX3	AX576GX3	112.0	50.8	5X577GX3	5AX577GX3	145.0	65.8

Actual Dimensions: Width: Add 1/4" (6mm) to nominal size. Length: Subtract 1/4" (6mm) from nominal size.

5-Tier Unit with 74" posts
(4) Grid (1) Solid Shelves

Nominal Width/Length (in.)	Nominal Width/Length (mm)	Approx. Pkd. Wt. (lbs.)	Approx. Pkd. Wt. (kg)	Cat. No. Starter Unit
18x24	457x610	56.4	25.6	5X317HX3
18x36	457x914	74.8	33.9	5X337HX3
18x48	457x1219	94.5	42.9	5X357HX3
18x60	457x1524	108.8	49.4	5X367HX3

Actual Dimensions: Width: Add 1/4" (6mm) to nominal size. Length: Subtract 1/4" (6mm) from nominal size.

5-Tier Unit with 74" posts
(4) Grid (1) Solid Shelves

Nominal Width/Length (in.)	Nominal Width/Length (mm)	Approx. Pkd. Wt. (lbs.)	Approx. Pkd. Wt. (kg)	Cat. No. Starter Unit
24x24	610x610	71.7	32.5	5X517HX3
24x36	610x914	91.0	41.3	5X537HX3
24x48	610x1219	111.1	50.4	5X557HX3
24x60	610x1524	126.6	57.4	5X567HX3

Actual Dimensions: Width: Add 1/4" (6mm) to nominal size. Length: Subtract 1/4" (6mm) from nominal size.

Needed for Corner (Right Angle) Configurations

Corner Add-on “S” Hook Kits



Four-tier Corner Unit
Cat. No. MXCNR4

Five-tier Corner Unit
Cat. No. MXCNR5