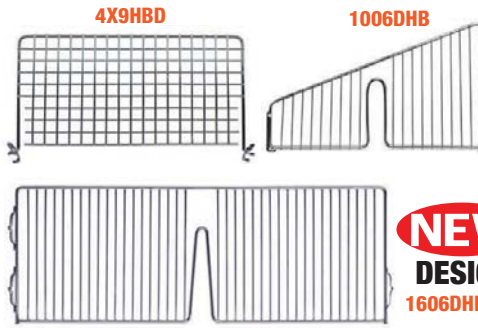




## Dividers

## 6 SIZES AVAILABLE

MODEL NO.	DIMENSIONS W" x H"	SHIP WGT
<b>Hanging Basket Dividers</b>		
4X3HBD <b>NEW</b>	3" x 4-1/2"	1 lb
4X6HBD <b>NEW</b>	6" x 4-1/2"	1 lb
4X9HBD <b>NEW</b>	9" x 4-1/2"	1 lb
4X15HBD <b>NEW</b>	15" x 4-1/2"	2 lbs
1006DHB	10" x 6"	1 lb
1606DHB	16" x 6"	2 lbs
1006DHB-SQ <b>NEW</b>	10" x 6"	1 lb
1606DHB-SQ <b>NEW</b>	16" x 6"	2 lbs



**NEW DESIGN**  
1606DHB-SQ




Separate product in basket with use of optional dividers. Dividers are used front to back to create individual compartments.

## Clear Label Holders

Super easy method for identifying product. Affixes directly to the front on any basket. Four lengths available. (Label inserts sold separately).

MODEL NO.	DESCRIPTION	SHIP WGT
<b>Clear Label Holders</b>		
HBL3C	3" Clear Label Holder	1 lb
HBL165C	16-1/2" Clear Label Holder Fits 18" Basket	1 lb
HBL345C	34-1/2" Clear Label Holder Fits 36" Basket	1 lb
HBL465C	46-1/2" Clear Label Holder Fits 48" Basket	1 lb



HBL165C




## Dust Shelves

WS-1218DSHC

MODEL NO.	DIMENSIONS W" x L"	SHIP WGT
<b>Dust Shelves*</b>		
WS-1218DSHC	12" x 18"	5 lbs
WS-1236DSHC	12" x 36"	10 lbs
WS-1248DSHC	12" x 48"	15 lbs
WS-1818DSHC	18" x 18"	7 lbs
WS-1836DSHC	18" x 36"	15 lbs
WS-1848DSHC	18" x 48"	20 lbs

\*Dust Shelves not designed for load bearing

## Spikes &amp; Holders



**WS-HTH**  
Horizontal Tape/Reel Holder  
25 lb. load capacity

**WS-VTH**  
Vertical Tape/Reel Holder  
25 lb. load capacity

**WS-SR9C**  
9" Single Rod  
15 lb. load capacity

**WS-DR10C**  
10" Double Rod  
15 lb. load capacity

**WS-HDS12**  
Heavy-Duty 12" Spike  
50 lb. load capacity

**WS-HDS6**  
Heavy-Duty 6" Spike  
65 lb. load capacity



WS-HBB

WS-HBBA

WS-HBB-D

WS-HBBA-D

## Hanging Brackets

MODEL NO.	DESCRIPTION	SHIP WGT
<b>Hanging Brackets</b>		
WS-HBB	90° Bracket Pair (2 pcs)	1 lb
WS-HBBA	Adjustable Bracket Pair (2 pcs)	1 lb
WS-HBB-D	90° Bracket for Add-On Kit	1 lb
WS-HBBA-D	Adjustable Bracket for Add-On Kit	1 lb

## Louvered Panels

MODEL NO.	DIMENSIONS L" x H"	SHIP WGT
<b>Oyster White Louvered Panels</b>		
QLP-1861HC	18" x 61"	21 lbs
QLP-3661HC	36" x 61"	40 lbs
QLP-4861HC	48" x 61"	60 lbs

\*Louvered Panels require panel frame in order to affix to PARTition Wall Systems



WS-HB36HC

## Hang Bars

Used to mount wire louvered panels on PARTition Wall Systems. Wire Panels available on [pg. 7](#)

MODEL NO.	DESCRIPTION	SHIP WGT
<b>Hang Bars</b>		
WS-HB36HC	36" Hang Bar	4 lbs
WS-HB48HC	48" Hang Bar	5 lbs



QLP-4861HC



QLP-3661HC



QLP-1861HC



QLP-1861HC



QLP-1861HC